




Club Health Assessment for District 334 A through June 2025

			Status	Membership							Reports					Finance		LCIF
Club Number	Club Name	Charter Date		Current Member Count	YTD Members Added	YTD Members Dropped	YTD Net Growth	YTD Net Growth%	Member Count 12 Months Ago	Avg. length of service for dropped members	Months Since Last MMR ***	Yrs. Since Last Officer Report	President Rotation	Vice President Reported ****	Months Since Last Activity Report ***	Account Balance	Donations for current Fiscal Year	
			Number of times on status quo within last two years	If below 15 members appears				If net loss is greater than 20% appears			If no report in 3 months appears in	When more than one year appears in	Number of repeat terms	Notes the officers that do not have an active	If no report at 12 months appears in red			
Clubs less than two years old																		
157751	Nagoya Frontier No Kaigo	03/27/2024	Active	20	0	0	0	0.00%	20		15		2	P,S,T,M,VP SC	N/A		\$2,243.67	
181275	Tahara Fujitsu	03/26/2025	Active	65	65	0	65	100.00%	0		0			P,S,T,M,VP SC	0	90+ Days	\$1,000.01	
Clubs more than two years old																		
34072	AICHI CHUO L C	06/08/1977	Active	25	1	1	0	0.00%	25	11	0			P,S,T,M,VP SC	4		\$3,828.09	
Exc Award (06/30/2016, 06/30/2017)																		
103790	AICHI EMERALD	10/10/2008	Active	40	3	7	-4	-9.09%	44	10	0			P,S,T,M,VP SC	4		\$5,540.04	
Exc Award (06/30/2017, 06/30/2024)																		
78054	AICHI GRACE	01/13/2004	Active	10	1	2	-1	-9.09%	11	21	0			P,S,T,M,VP SC	3		\$1,425.20	
67403	AICHI HIMAWARI	03/11/2003	Cancelled(6*)	0	0	3	-3	-100.00%	3	18	10		None	P,S,T,M,VP SC	24+			
24791	AICHI HONOKUNI	12/20/1961	Active	39	0	2	-2	-4.88%	41	10	0			P,S,T,M,VP SC	5		\$5,701.22	
Exc Award (06/30/2020)																		
96903	AICHI SAKURA	04/10/2006	Active	42	0	7	-7	-14.29%	49	15	0			P,S,T,M,VP SC	18		\$24,472.43	
Exc Award (06/30/2017, 06/30/2021)																		
130812	Aichi Y.C.E.	04/26/2017	Active	4	0	3	-3	-42.86%	7	8	3		2	P,S,T,M,VP SC	5		\$19.94	
24764	AISAI	09/27/1970	Active	57	4	5	-1	-1.72%	58	8	3			P,S,T,M,VP SC	2		\$5,525.84	
Exc Award (06/30/2016, 06/30/2020, 06/30/2024)																		
24661	AMA	07/18/1969	Active	46	0	5	-5	-9.80%	51	16	0			P,S,T,M,VP SC	2		\$3,550.61	
Exc Award (06/30/2019, 06/30/2022)																		
24663	ANJYO	11/17/1961	Active	30	6	7	-1	-3.23%	31	23	0			P,S,T,M,VP SC	0		\$7,450.13	
24662	ANJYO MINAMI	07/20/1967	Active	53	2	5	-3	-5.36%	56	15	0			P,S,T,M,VP SC	2		\$8,296.60	
Exc Award (06/30/2021)																		
24669	CHIRYU	04/25/1964	Active	65	7	7	0	0.00%	65	12	0			P,S,T,M,VP SC	4		\$21,908.99	
Exc Award (06/30/2022, 06/30/2023)																		
24670	CHITA	11/25/1963	Active	36	2	4	-2	-5.26%	38	19	2			P,S,T,M,VP SC	0		\$9,380.96	
Exc Award (06/30/2022)																		
109487	CHITA SOUTHERN SENIOR	10/11/2010	Active	11	0	2	-2	-15.38%	13	17	0		None	P,S,T,M,VP SC	15		\$1,982.12	
24675	GAMAGORI	10/30/1961	Active	71	11	7	4	5.97%	67	9	0			P,S,T,M,VP SC	0		\$9,464.35	



Club Health Assessment for District 334 A through June 2025

			Status	Membership							Reports					Finance	LCIF
Club Number	Club Name	Charter Date		Current Member Count	YTD Members Added	YTD Members Dropped	YTD Net Growth	YTD Net Growth%	Member Count 12 Months Ago	Avg. length of service for dropped members	Months Since Last MMR ***	Yrs. Since Last Officer Report	President Rotation	Vice President Reported ****	Months Since Last Activity Report ***	Account Balance	Donations for current Fiscal Year
			Number of times on status quo within last two years	If below 15 members appears				If net loss is greater than 20% appears			If no report in 3 months appears in	When more than one year appears in	Number of repeat terms	Notes the officers that do not have an active	If no report at 12 months appears in red		
49281	GAMAGORI MARIN	03/06/1989	Active	25	4	10	-6	-19.35%	31	19	0		2	P,S,T,M,VP SC	6		\$54,113.37
24680	HANDA	11/18/1960	Active	54	3	6	-3	-5.26%	57	24	0			P,S,T,M,VP SC	1		\$14,467.48
	Exc Award (06/30/2016, 06/30/2020, 06/30/2022)																
24681	HEKINAN	12/12/1964	Active	73	4	9	-5	-6.41%	78	24	0			P,S,T,M,VP SC	18		\$15,206.30
	Exc Award (06/30/2017)																
24685	ICHINOMIYA	10/16/1956	Active	261	25	26	-1	-0.38%	262	5	0			P,S,T,M,VP SC	1		\$45,927.04
	Exc Award (06/30/2016, 06/30/2017, 06/30/2020)																
36949	ICHINOMIYA HIGASHI	04/06/1979	Active	61	7	8	-1	-1.61%	62	9	0			P,S,T,M,VP SC	1		\$6,486.17
	Exc Award (06/30/2016, 06/30/2018, 06/30/2020)																
24689	ICHINOMIYA NAKA	05/12/1961	Active	29	0	2	-2	-6.45%	31	19	0			P,S,T,M,VP SC	3		\$5,708.07
	Exc Award (06/30/2017, 06/30/2019, 06/30/2020)																
24691	ICHINOMIYA SOUTH	11/10/1958	Active	36	6	14	-8	-18.18%	44	10	0			P,S,T,M,VP SC	1		\$1,613.93
	Exc Award (06/30/2018, 06/30/2020)																
24688	INAZAWA	06/02/1963	Active	32	6	7	-1	-3.03%	33	17	0			P,S,T,M,VP SC	0		\$3,550.04
	Exc Award (06/30/2017, 06/30/2018)																
41634	INAZAWA MIDORI	06/23/1982	Active	49	7	6	1	2.08%	48	19	0			P,S,T,M,VP SC	3		\$3,889.42
	Exc Award (06/30/2017, 06/30/2019)																
24690	INUYAMA	09/22/1962	Active	50	1	8	-7	-12.28%	57	14	0			P,S,T,M,VP SC	20		\$6,142.23
	Exc Award (06/30/2022)																
50277	IWAKURA	03/07/1990	Active	15	3	3	0	0.00%	15	17	0			P,S,T,M,VP SC	2		\$2,061.10
24698	KANIE	06/23/1963	Active	17	1	2	-1	-5.56%	18	4	0			P,S,T,M,VP SC	3		\$924.07
	Exc Award (06/30/2017, 06/30/2022)																
24700	KARIYA	02/07/1965	Active	84	16	5	11	15.07%	73	7	0			P,S,T,M,VP SC	0		\$30,816.46
	Exc Award (06/30/2016, 06/30/2018, 06/30/2020)																
24696	KARIYA KINUURA	06/01/1970	Cancelled(6*)	0	0	12	-12	-100.00%	12	15	3		None	P,S,T,M,VP SC	4		\$1,293.53
24701	KASUGAI	01/10/1963	Active	56	7	4	3	5.66%	53	8	0			P,S,T,M,VP SC	4		\$6,397.26
	Exc Award (06/30/2016, 06/30/2017, 06/30/2020)																
36276	KASUGAI CHUO	11/06/1978	Active	91	10	9	1	1.11%	90	12	0			P,S,T,M,VP SC	15		\$22,692.56
	Exc Award (06/30/2016, 06/30/2017, 06/30/2020)																



Club Health Assessment for District 334 A through June 2025

Club Number	Club Name	Charter Date	Status	Membership							Reports					Finance	LCIF
				Current Member Count	YTD Members Added	YTD Members Dropped	YTD Net Growth	YTD Net Growth%	Member Count 12 Months Ago	Avg. length of service for dropped members	Months Since Last MMR ***	Yrs. Since Last Officer Report	President Rotation	Vice President Reported ****	Months Since Last Activity Report ***	Account Balance	Donations for current Fiscal Year
			Number of times on status quo within last two years	If below 15 members appears				If net loss is greater than 20% appears			If no report in 3 months appears in	When more than one year appears in	Number of repeat terms	Notes the officers that do not have an active	If no report at 12 months appears in red		
56160	KASUGAI KEYAKI	10/18/1994	Active	32	2	13	-11	-25.58%	43	11	0			P,S,T,M,VP SC	24+		\$8,947.31
	Exc Award (06/30/2020)																
101976	KASUGAI SAKURA	05/02/2008	Active	31	2	3	-1	-3.13%	32	10	0			P,S,T,M,VP SC	0		\$5,876.89
	Exc Award (06/30/2016)																
24703	KIRA	06/17/1962	Active	46	0	1	-1	-2.13%	47	26	5			P,S,T,M,VP SC	0		\$9,902.54
	Exc Award (06/30/2018, 06/30/2022, 06/30/20)																
24707	KOMAKI	11/22/1962	Active	79	6	1	5	6.76%	74	5	2			P,S,T,M,VP SC	3		\$16,117.68
	Exc Award (06/30/2016, 06/30/2017, 06/30/20)																
24709	KONAN	03/24/1959	Active	104	0	10	-10	-8.77%	114	18	1			P,S,T,M,VP SC	1		\$3,879.39
	Exc Award (06/30/2018)																
24710	KOTA	05/22/1966	Active	5	0	0	0	0.00%	5		13		5	P,S,T,M,VP SC	17		\$379.23
24717	MIHAMA	11/28/1964	Active	47	0	1	-1	-2.08%	48	34	0			P,S,T,M,VP SC	3		\$13,506.82
	Exc Award (06/30/2017, 06/30/2018, 06/30/20)																
24718	MINAMICHITA	04/01/1965	Active	46	3	3	0	0.00%	46	27	0			P,S,T,M,VP SC	0		\$9,501.18
	Exc Award (06/30/2017, 06/30/2024)																
24721	MIYOSHI AICHI	01/10/1965	Active	50	8	4	4	8.70%	46	15	0			P,S,T,M,VP SC	4		\$9,292.08
	Exc Award (06/30/2016, 06/30/2017, 06/30/20)																
24729	NAGOYA	08/10/1954	Active	41	6	3	3	7.89%	38	9	0			P,S,T,M,VP SC	11		\$6,105.18
	Exc Award (06/30/2017, 06/30/2021, 06/30/20)																
24731	NAGOYA AOI	06/23/1965	Active	50	4	5	-1	-1.96%	51	13	0			P,S,T,M,VP SC	3		\$13,095.71
	Exc Award (06/30/2019)																
24730	NAGOYA ATSUTA	04/01/1965	Active	35	2	0	2	6.06%	33		4			P,S,T,M,VP SC	1		\$7,761.82
	Exc Award (06/30/2016, 06/30/2018, 06/30/20)																
55185	NAGOYA CHIKUSA	01/05/1994	Active	25	3	7	-4	-13.79%	29	10	0			P,S,T,M,VP SC	0		\$9,224.16
	Exc Award (06/30/2018, 06/30/2019, 06/30/20)																
116236	NAGOYA CITY	03/05/2012	Active	25	0	2	-2	-7.41%	27	7	0			P,S,T,M,VP SC	1		\$5,815.64
	Exc Award (06/30/2016, 06/30/2020, 06/30/20)																
24732	NAGOYA EAST	09/02/1959	Active	36	0	9	-9	-20.00%	45	17	0			P,S,T,M,VP SC	4		\$6,411.95
	Exc Award (06/30/2016, 06/30/2018)																



Club Health Assessment for District 334 A through June 2025

			Status	Membership							Reports				Finance	LCIF	
Club Number	Club Name	Charter Date		Current Member Count	YTD Members Added	YTD Members Dropped	YTD Net Growth	YTD Net Growth%	Member Count 12 Months Ago	Avg. length of service for dropped members	Months Since Last MMR ***	Yrs. Since Last Officer Report	President Rotation	Vice President Reported ****	Months Since Last Activity Report ***	Account Balance	Donations for current Fiscal Year
			Number of times on status quo within last two years	If below 15 members appears					If net loss is greater than 20% appears			If no report in 3 months appears in	When more than one year appears in	Number of repeat terms	Notes the officers that do not have an active	If no report at 12 months appears in red	
153958	Nagoya Frontier	03/30/2023	Active	9	1	7	-6	-40.00%	15	2	0			P,S,T,M,VP SC	1		\$1,569.05
24742	NAGOYA HIGASHIYAMA	01/07/1966	Active	34	0	3	-3	-8.11%	37	30	0			P,S,T,M,VP SC	2		\$4,597.58
Exc Award (06/30/2019)																	
33613	NAGOYA HONMARU	03/31/1977	Active	40	8	2	6	17.65%	34	26	0			P,S,T,M,VP SC	2		\$11,080.28
Exc Award (06/30/2016)																	
68675	NAGOYA HORIKAWA	04/23/2003	Active	40	3	1	2	5.26%	38	12	0			P,S,T,M,VP SC	9		\$751.44
30218	NAGOYA JOHOKU	02/05/1975	Active	31	0	6	-6	-16.22%	37	16	0			P,S,T,M,VP SC	2		\$1,540.80
Exc Award (06/30/2016)																	
24740	NAGOYA JOTO	01/17/1969	Active	21	1	1	0	0.00%	21	1	0			P,S,T,M,VP SC	2		\$2,284.29
46129	NAGOYA KUSUNOKI	04/08/1986	Active	21	1	3	-2	-8.70%	23	12	0			P,S,T,M,VP SC	8		\$4,187.99
24734	NAGOYA MEIJYO	10/26/1961	Active	37	1	8	-7	-15.91%	44	20	0			P,S,T,M,VP SC	8		\$5,804.83
Exc Award (06/30/2018, 06/30/2019)																	
57310	NAGOYA MEINAN	08/30/1995	Active	35	1	4	-3	-7.89%	38	8	0			P,S,T,M,VP SC	1		\$4,010.60
Exc Award (06/30/2017, 06/30/2018)																	
30136	NAGOYA MEITO	01/16/1975	Active	28	7	8	-1	-3.45%	29	20	0			P,S,T,M,VP SC	1		\$2,553.17
Exc Award (06/30/2024)																	
38766	NAGOYA MIDORI	06/17/1980	Active	22	1	2	-1	-4.35%	23	21	0			P,S,T,M,VP SC	4		\$3,728.44
24736	NAGOYA MINATO	09/06/1961	Active	28	0	11	-11	-28.21%	39	21	0			P,S,T,M,VP SC	1		\$2,943.98
127108	Nagoya MJF	03/23/2016	Active	22	0	2	-2	-8.33%	24	11	2			P,S,T,M,VP SC	10		\$10,431.79
24737	NAGOYA MORIYAMA	01/11/1963	Active	21	0	6	-6	-22.22%	27	14	0			P,S,T,M,VP SC	2		\$2,909.15
Exc Award (06/30/2019, 06/30/2020)																	
24738	NAGOYA NAKA	01/22/1964	Active	24	1	0	1	4.35%	23		0			P,S,T,M,VP SC	3		\$1,541.07
47205	NAGOYA NAKAGAWA	04/06/1987	Active	16	1	0	1	6.67%	15		2			P,S,T,M,VP SC	1		\$2,521.40
24741	NAGOYA NAKAMURA	04/16/1973	Active	230	119	4	115	100.00%	115	4	0			P,S,T,M,VP SC	1		\$19,515.57
Exc Award (06/30/2017, 06/30/2018, 06/30/2020)																	
55383	NAGOYA SAKAE	03/03/1994	Active	58	3	8	-5	-7.94%	63	6	0			P,S,T,M,VP SC	1		\$4,484.25
Exc Award (06/30/2019, 06/30/2021, 06/30/2020)																	
61360	NAGOYA SENIOR	12/15/1998	Active	24	4	13	-9	-27.27%	33	6	0		None	P,S,T,M,VP SC	19		\$1,405.68




Club Health Assessment for District 334 A through June 2025

			Status	Membership							Reports					Finance	LCIF
Club Number	Club Name	Charter Date		Current Member Count	YTD Members Added	YTD Members Dropped	YTD Net Growth	YTD Net Growth%	Member Count 12 Months Ago	Avg. length of service for dropped members	Months Since Last MMR ***	Yrs. Since Last Officer Report	President Rotation	Vice President Reported ****	Months Since Last Activity Report ***	Account Balance	Donations for current Fiscal Year
			Number of times on status quo within last two years	If below 15 members appears				If net loss is greater than 20% appears			If no report in 3 months appears in	When more than one year appears in	Number of repeat terms	Notes the officers that do not have an active	If no report at 12 months appears in red		
Exc Award (06/30/2023)																	
24739	NAGOYA SOUTH	07/17/1957	Active	10	0	0	0	0.00%	10		12		4	P,S,T,M,VP SC	4		\$175.33
Exc Award (06/30/2017)																	
24744	NAGOYA TAIKO	06/07/1963	Active	85	17	1	16	23.19%	69	8	-1			P,S,T,M,VP SC	1		\$19,391.04
Exc Award (06/30/2016, 06/30/2017, 06/30/2018)																	
24743	Nagoya Tenpaku	03/16/1972	Active	3	0	0	0	0.00%	3		11		4	P,S,T,M,VP SC	24+		\$179.21
Exc Award (06/30/2019)																	
24728	NAGOYA TOKUGAWA	06/24/1969	Active	17	3	0	3	21.43%	14		0			P,S,T,M,VP SC	2		\$5,522.42
24745	NAGOYA WEST	09/01/1959	Active	153	9	16	-7	-4.38%	160	9	0			P,S,T,M,VP SC	2		110,550.78
Exc Award (06/30/2016, 06/30/2018, 06/30/2020)																	
24748	NISHIO	08/18/1963	Active	75	7	2	5	7.14%	70	14	0			P,S,T,M,VP SC	0		\$6,934.40
Exc Award (06/30/2020, 06/30/2022)																	
31767	NISHIO HIGASHI	02/24/1976	Active	79	5	3	2	2.60%	78	32	0			P,S,T,M,VP SC	0		\$6,865.05
Exc Award (06/30/2016, 06/30/2022, 06/30/2024)																	
38394	NIWA L C	04/22/1980	Active	89	4	2	2	2.30%	87	25	0			P,S,T,M,VP SC	9		\$15,656.86
Exc Award (06/30/2017, 06/30/2021, 06/30/2023)																	
24751	OBU	05/23/1972	Active	50	7	9	-2	-3.85%	52	22	0			P,S,T,M,VP SC	2		\$15,287.14
24757	OKAZAKI	09/25/1959	Active	73	6	3	3	4.29%	70	28	0			P,S,T,M,VP SC	15		\$18,004.14
Exc Award (06/30/2017, 06/30/2021, 06/30/2023)																	
24755	OKAZAKI AOI	03/05/1970	Active	56	4	6	-2	-3.45%	58	19	0			P,S,T,M,VP SC	1		\$8,626.97
Exc Award (06/30/2016, 06/30/2023)																	
46795	OKAZAKI FOREST	12/08/1986	Active	13	0	3	-3	-18.75%	16	24	0			P,S,T,M,VP SC	0		\$5,072.34
Exc Award (06/30/2023, 06/30/2024)																	
24758	OKAZAKI MINAMI	04/09/1964	Active	104	4	6	-2	-1.89%	106	10	0			P,S,T,M,VP SC	9		\$19,321.65
Exc Award (06/30/2017, 06/30/2020, 06/30/2023)																	
109529	OKAZAKI QUEST	10/25/2010	Active	10	0	0	0	0.00%	10		0			P,S,T,M,VP SC	15		\$3,964.05
Exc Award (06/30/2017)																	
24759	OKAZAKI TATSUKI	11/20/1972	Active	39	0	5	-5	-11.36%	44	23	0			P,S,T,M,VP SC	3		\$12,696.31
24760	OWARIASAH	02/24/1971	Active	67	2	6	-4	-5.63%	71	8	0			P,S,T,M,VP SC	2		\$9,389.37



Club Health Assessment for District 334 A through June 2025

			Status	Membership							Reports					Finance	LCIF
Club Number	Club Name	Charter Date		Current Member Count	YTD Members Added	YTD Members Dropped	YTD Net Growth	YTD Net Growth%	Member Count 12 Months Ago	Avg. length of service for dropped members	Months Since Last MMR ***	Yrs. Since Last Officer Report	President Rotation	Vice President Reported ****	Months Since Last Activity Report ***	Account Balance	Donations for current Fiscal Year
			Number of times on status quo within last two years	If below 15 members appears				If net loss is greater than 20% appears			If no report in 3 months appears in	When more than one year appears in	Number of repeat terms	Notes the officers that do not have an active	If no report at 12 months appears in red		
Exc Award (06/03/2016, 06/30/2018, 06/30/2020)																	
24769	SETO	05/17/1960	Active	42	1	2	-1	-2.33%	43	57	1			P,S,T,M,VP SC	0		\$1,686.42
24775	SHINSHIRO	09/27/1960	Active	44	9	9	0	0.00%	44	17	0			P,S,T,M,VP SC	2		\$4,854.03
38528	TAKAHAMA	05/06/1980	Active	25	2	0	2	8.70%	23		0			P,S,T,M,VP SC	4		\$1,856.98
Exc Award (06/30/2018, 06/30/2021)																	
31728	TAKETOYO	02/27/1976	Active	49	0	4	-4	-7.55%	53	16	0			P,S,T,M,VP SC	3		\$6,106.80
Exc Award (06/30/2017, 06/30/2018, 06/30/2020)																	
24784	TOKAI	05/23/1972	Active	88	1	8	-7	-7.37%	95	18	0			P,S,T,M,VP SC	4		\$9,983.22
Exc Award (06/30/2018, 06/30/2022, 06/30/2024)																	
24786	TOKONAME	03/25/1957	Active	52	0	4	-4	-7.14%	56	7	0			P,S,T,M,VP SC	3		\$8,639.85
Exc Award (06/30/2019, 06/30/2024)																	
24788	TOYOHASHI	11/18/1957	Active	101	23	6	17	20.24%	84	6	0			P,S,T,M,VP SC	8		\$45,644.09
Exc Award (06/30/2022)																	
43187	TOYOHASHI CHIGIRI	11/30/1983	Active	41	6	4	2	5.13%	39	13	0			P,S,T,M,VP SC	0		\$12,027.65
Exc Award (06/30/2017, 06/30/2020, 06/30/2024)																	
34795	TOYOHASHI KITA	12/05/1977	Active	29	2	3	-1	-3.33%	30	5	0			P,S,T,M,VP SC	6		\$6,773.63
24789	TOYOHASHI MINAMI	03/17/1959	Active	87	2	8	-6	-6.45%	93	13	0			P,S,T,M,VP SC	4		\$11,843.82
Exc Award (06/30/2016, 06/30/2017, 06/30/2020)																	
34574	TOYOHASHI MINATO	10/24/1977	Active	67	5	8	-3	-4.29%	70	9	0			P,S,T,M,VP SC	6		\$7,602.40
Exc Award (06/30/2016, 06/30/2017, 06/30/2020)																	
43188	TOYOHASHI NAKA	11/30/1983	Active	67	62	28	34	103.03%	33	12	0			P,S,T,M,VP SC	3		\$8,819.71
24790	TOYOHASHI NISHI	05/11/1971	Active	23	0	2	-2	-8.00%	25	18	0			P,S,T,M,VP SC	2		\$5,888.05
68654	TOYOHASHI SENIOR	04/23/2003	Cancelled(6*)	0	0	19	-19	-100.00%	19	15	0		None	P,S,T,M,VP SC	13		\$1,914.94
24793	TOYOKAWA	12/15/1962	Active	35	2	8	-6	-14.63%	41	23	0			P,S,T,M,VP SC	1		\$7,117.12
Exc Award (06/30/2018, 06/30/2023)																	
24795	TOYOKAWA NAKA	06/29/1971	Active	45	2	0	2	4.65%	43		4			P,S,T,M,VP SC	3		\$7,849.27
Exc Award (06/30/2017, 06/30/2020, 06/30/2024)																	
24787	TOYOTA	04/04/1961	Active	36	2	6	-4	-10.00%	40	18	5			P,S,T,M,VP SC	4		\$7,607.24



Club Health Assessment for District 334 A through June 2025

			Status	Membership							Reports					Finance	LCIF
Club Number	Club Name	Charter Date		Current Member Count	YTD Members Added	YTD Members Dropped	YTD Net Growth	YTD Net Growth%	Member Count 12 Months Ago	Avg. length of service for dropped members	Months Since Last MMR ***	Yrs. Since Last Officer Report	President Rotation	Vice President Reported ****	Months Since Last Activity Report ***	Account Balance	Donations for current Fiscal Year
			Number of times on status quo within last two years	If below 15 members appears				If net loss is greater than 20% appears			If no report in 3 months appears in	When more than one year appears in	Number of repeat terms	Notes the officers that do not have an active	If no report at 12 months appears in red		
24798	TOYOTA KAMO	03/23/1970	Cancelled(6*)	0	0	18	-18	-100.00%	18	19	0		None	P,S,T,M,VP SC	8		\$475.22
24794	TOYOTA MINAMI	01/29/1967	Active	35	0	9	-9	-20.45%	44	11	0			P,S,T,M,VP SC	3		\$5,931.24
	Exc Award (06/30/2018)																
52140	TOYOTA RENAISSANCE	11/04/1991	Active	73	10	10	0	0.00%	73	11	0			P,S,T,M,VP SC	2		\$15,880.63
	Exc Award (06/30/2017, 06/30/2019, 06/30/2020)																
30385	TOYOTA TOMEI	03/11/1975	Active	47	1	5	-4	-7.84%	51	13	1			P,S,T,M,VP SC	3		\$10,100.91
	Exc Award (06/30/2020, 06/30/2024)																
24792	TSUSHIMA	06/23/1962	Active	46	9	7	2	4.55%	44	6	0			P,S,T,M,VP SC	2		\$3,480.10
	Exc Award (06/30/2016, 06/30/2019, 06/30/2020)																
24801	YATOMI	06/23/1963	Active	91	11	2	9	10.98%	82	2	0			P,S,T,M,VP SC	0		\$5,471.90
	Exc Award (06/30/2017, 06/30/2018, 06/30/2020)																

Clubs Cancelled Previous Fiscal Year – Clubs Cancelled within last 12 months may be reinstated

Club Number	Club Name	Charter Date	Current Status*	Cancellation Date
64132	TOYOTA SENIOR	04/04/2001	Cancelled(6*)	06/29/2024

Current Total Clubs Count	YTD New Clubs Count	YTD Cancelled Clubs Count	YTD Net Club Gain	Current Total Members Count	YTD Add	YTD Drop	YTD Net Growth	YTD Net Growth %	Member Count 12 Months Ago	Average Member Count Per Club	% of Clubs with less than 20 members	% No MMR in 3 Months	% No Officer Report in 12 Months	% of Clubs with balance 90+ days	Number of Clubs in Status Quo	% Status Quo Clubs in Financial Suspension	Number of Cancelled Clubs	Average Cancelled Club Age	Members Lost Due to Cancellation	% of Clubs Cancelled for Non-Financial Reasons
102	1	4	-3	4,986	608	581	27	0.54%	4,960	49	13%	10%	0%	1%	0	0%	4	44	52	100%

* - P - Priority Club. Cancellation Reasons: 1-Objectives/conduct, 2-Non-active club, 5-Non-existing club, 6-Disbanding, 7-Merger, 8-Financial Suspension, 9-District/Multiple District Dues.

** - Abbreviation: P-President, S-Secretary, T-Treasurer, M-Member Chairperson, VP-First Vice President, MC-Communications Chairperson, SC-Service Chairperson

*** - Abbreviation: N/R - Never reported using the Lions Clubs website, N/A - Not applicable, No password registered for the Lions Clubs website.

**** - Abbreviation: N - New, IP - Immediate Past, R - Repeat.



Club Health Assessment for District 334 B through June 2025

			Status	Membership							Reports					Finance		LCIF
Club Number	Club Name	Charter Date		Current Member Count	YTD Members Added	YTD Members Dropped	YTD Net Growth	YTD Net Growth%	Member Count 12 Months Ago	Avg. length of service for dropped members	Months Since Last MMR ***	Yrs. Since Last Officer Report	President Rotation	Vice President Reported ****	Months Since Last Activity Report ***	Account Balance	Donations for current Fiscal Year	
			Number of times on status quo within last two years	If below 15 members appears			If net loss is greater than 20% appears				If no report in 3 months appears in	When more than one year appears in	Number of repeat terms	Notes the officers that do not have an active	If no report at 12 months appears in red			
Clubs less than two years old																		
156857	Gifu Daytona	02/24/2024	Active	41	6	8	-2	-4.65%	43	1	0		2	P,S,T,M,VP SC	1		\$365.85	
181020	Gifu University of Medical Science	03/13/2025	Active	33	33	0	33	100.00%	0		0			P,S,T,M,VP SC	0			
Clubs more than two years old																		
25134	ENA	07/23/1963	Active	52	0	3	-3	-5.45%	55	19	4		None	P,S,T,M,VP SC	3		\$6,052.40	
Exc Award (06/30/2019, 06/30/2020, 06/30/2021)																		
40724	ENA MINAMI	12/07/1981	Active	15	2	1	1	7.14%	14	6	0			P,S,T,M,VP SC	0		\$538.93	
Exc Award (06/30/2018)																		
25141	GERO	09/10/1969	Active	22	1	3	-2	-8.33%	24	10	0			P,S,T,M,VP SC	8		\$2,379.24	
Exc Award (06/30/2016, 06/30/2023)																		
25144	GIFU	09/06/1955	Active	62	3	2	1	1.64%	61	18	0			P,S,T,M,VP SC	2		\$3,443.53	
Exc Award (06/30/2019, 06/30/2021, 06/30/2022)																		
67216	GIFU CHUO	02/05/2003	Active	23	2	3	-1	-4.17%	24	12	0			P,S,T,M,VP SC	0		\$2,487.72	
Exc Award (06/30/2018, 06/30/2019, 06/30/2020)																		
25142	GIFU GIFUJO	03/28/1971	Active	58	1	9	-8	-12.12%	66	16	0			P,S,T,M,VP SC	18		\$7,871.04	
Exc Award (06/30/2018, 06/30/2019, 06/30/2020)																		
31140	GIFU INABA	08/15/1975	Active	46	1	0	1	2.22%	45		3			P,S,T,M,VP SC	1		\$2,496.23	
Exc Award (06/30/2016, 06/30/2019, 06/30/2020)																		
52013	GIFU KINKA	09/17/1991	Active	38	1	3	-2	-5.00%	40	8	0			P,S,T,M,VP SC	2		\$3,428.54	
Exc Award (06/30/2019)																		
36277	GIFU KITA	11/27/1978	Active	23	2	6	-4	-14.81%	27	26	0			P,S,T,M,VP SC	0		\$2,322.43	
Exc Award (06/30/2023)																		
25145	GIFU MINAMI	04/02/1958	Active	85	0	21	-21	-19.81%	106	11	0			P,S,T,M,VP SC	1		\$6,667.93	
Exc Award (06/30/2017, 06/30/2019)																		
25143	GIFU NAGARAGAWA	10/27/1967	Active	42	2	5	-3	-6.67%	45	16	0			P,S,T,M,VP SC	1		\$5,510.20	
Exc Award (06/30/2016, 06/30/2024)																		
41115	GIFU NISHI	03/16/1982	Active	71	4	8	-4	-5.33%	75	16	0			P,S,T,M,VP SC	1		\$5,961.53	
Exc Award (06/30/2018, 06/30/2020)																		



Club Health Assessment for District 334 B through June 2025

			Status	Membership							Reports					Finance	LCIF
Club Number	Club Name	Charter Date		Current Member Count	YTD Members Added	YTD Members Dropped	YTD Net Growth	YTD Net Growth%	Member Count 12 Months Ago	Avg. length of service for dropped members	Months Since Last MMR ***	Yrs. Since Last Officer Report	President Rotation	Vice President Reported ****	Months Since Last Activity Report ***	Account Balance	Donations for current Fiscal Year
			Number of times on status quo within last two years	If below 15 members appears				If net loss is greater than 20% appears			If no report in 3 months appears in	When more than one year appears in	Number of repeat terms	Notes the officers that do not have an active	If no report at 12 months appears in red		
25146	GUJO HACHIMAN LC	04/13/1960	Active	35	0	9	-9	-20.45%	44	23	0			P,S,T,M,VP SC	7		\$1,733.18
	Exc Award (06/30/2017, 06/30/2019, 06/30/2020)																
25148	HASHIMA	06/14/1960	Active	72	25	17	8	12.50%	64	9	0			P,S,T,M,VP SC	1		\$3,585.33
	Exc Award (06/30/2022)																
34716	HISAI	11/22/1977	Active	64	0	4	-4	-5.88%	68	14	0			P,S,T,M,VP SC	1		\$7,418.47
	Exc Award (06/30/2017, 06/30/2018, 06/30/2020)																
25151	IBIGAWA	11/03/1961	Active	40	1	3	-2	-4.76%	42	18	3			P,S,T,M,VP SC	1		\$2,199.39
	Exc Award (06/30/2020, 06/30/2023, 06/30/2020)																
45972	IGA KITA	03/21/1986	Active	19	0	4	-4	-17.39%	23	18	1			P,S,T,M,VP SC	0		\$1,933.15
	Exc Award (06/30/2016, 06/30/2017)																
25153	IGAUENO L C	02/02/1964	Active	48	2	4	-2	-4.00%	50	12	0			P,S,T,M,VP SC	21		\$4,385.42
	Exc Award (06/30/2018, 06/30/2022, 06/30/2020)																
25152	IKEDA GODO	10/27/1968	Active	19	0	1	-1	-5.00%	20	21	3			P,S,T,M,VP SC	21		\$3,810.13
	Exc Award (06/30/2018, 06/30/2023)																
35272	INABE	03/06/1978	Active	17	2	8	-6	-26.09%	23	11	0		None	P,S,T,M,VP SC	2		\$1,066.72
	Exc Award (06/30/2018, 06/30/2020, 06/30/2020)																
25154	ISE	01/25/1959	Active	72	7	5	2	2.86%	70	25	0			P,S,T,M,VP SC	0		\$2,380.01
	Exc Award (06/30/2017, 06/30/2020)																
44600	IWAMURA	01/28/1985	Active	16	1	1	0	0.00%	16	30	0			P,S,T,M,VP SC	0		\$1,817.00
	Exc Award (06/30/2017, 06/30/2019, 06/30/2020)																
25158	KAKAMIGAHARA	03/09/1961	Active	40	0	1	-1	-2.44%	41	2	1			P,S,T,M,VP SC	7		\$2,091.05
	Exc Award (06/30/2016, 06/30/2018, 06/30/2020)																
25161	KAMEYAMA	02/20/1965	Active	39	1	1	0	0.00%	39	9	0			P,S,T,M,VP SC	2		\$3,260.00
	Exc Award (06/30/2021, 06/30/2022)																
25160	KAMIOKA	04/28/1961	Active	19	2	7	-5	-20.83%	24	17	0			P,S,T,M,VP SC	1		\$971.57
25167	KANI	03/09/1961	Active	85	2	10	-8	-8.60%	93	13	0			P,S,T,M,VP SC	1		\$6,205.98
44402	KAWABE	11/28/1984	Active	42	0	2	-2	-4.55%	44	15	0			P,S,T,M,VP SC	11		\$5,731.92
	Exc Award (06/30/2017)																
33987	KAWAGE	05/31/1977	Active	11	1	0	1	10.00%	10		1			P,S,T,M,VP SC	4		\$2,204.07



Club Health Assessment for District 334 B through June 2025

			Status	Membership							Reports					Finance	LCIF
Club Number	Club Name	Charter Date		Current Member Count	YTD Members Added	YTD Members Dropped	YTD Net Growth	YTD Net Growth%	Member Count 12 Months Ago	Avg. length of service for dropped members	Months Since Last MMR ***	Yrs. Since Last Officer Report	President Rotation	Vice President Reported ****	Months Since Last Activity Report ***	Account Balance	Donations for current Fiscal Year
			Number of times on status quo within last two years	If below 15 members appears				If net loss is greater than 20% appears			If no report in 3 months appears in	When more than one year appears in	Number of repeat terms	Notes the officers that do not have an active	If no report at 12 months appears in red		
67482	Komono U-I	03/26/2003	Active	3	0	2	-2	-40.00%	5	8	5			P,S,T,M,VP SC	0		\$61.22
Exc Award (06/30/2019, 06/30/2020, 06/30/2021)																	
25173	KUMANO	01/29/1962	Active	25	3	3	0	0.00%	25	24	1			P,S,T,M,VP SC	8		\$488.06
Exc Award (06/30/2018, 06/30/2019, 06/30/2020)																	
25175	KUWANA	01/24/1959	Active	92	5	2	3	3.37%	89	6	0		None	P,S,T,M,VP SC	20		\$14,581.74
Exc Award (06/30/2019, 06/30/2020, 06/30/2021)																	
25179	MATSUZAKA	10/08/1961	Active	41	3	6	-3	-6.82%	44	9	0			P,S,T,M,VP SC	0		\$1,033.83
39598	MATSUZAKA CHUO	03/03/1981	Active	69	9	4	5	7.81%	64	3	0			P,S,T,M,VP SC	2		\$5,217.95
Exc Award (06/30/2018, 06/30/2024)																	
60528	MATSUZAKA HANASHOBU	03/18/1998	Active	34	0	3	-3	-8.11%	37	12	3			P,S,T,M,VP SC	6		\$5,854.14
Exc Award (06/30/2016, 06/30/2019)																	
33491	MINO	03/07/1977	Active	21	0	7	-7	-25.00%	28	13	0			P,S,T,M,VP SC	0		\$3,192.48
Exc Award (06/30/2019, 06/30/2022, 06/30/2023)																	
25183	MINO OONO L C	07/23/1962	Active	31	5	2	3	10.71%	28	12	4			P,S,T,M,VP SC	1		\$5,193.91
Exc Award (06/30/2017, 06/30/2019, 06/30/2020)																	
25203	MINO SAKASHITA L C	11/23/1970	Active	24	0	1	-1	-4.00%	25	12	0			P,S,T,M,VP SC	0		\$1,552.44
Exc Award (06/30/2019)																	
33797	MINO SHIRAKAWA L C	04/05/1977	Active	42	1	4	-3	-6.67%	45	14	4			P,S,T,M,VP SC	0		\$3,517.61
Exc Award (06/30/2024)																	
25184	MINOKAMO	11/02/1961	Active	82	3	7	-4	-4.65%	86	4	0			P,S,T,M,VP SC	0		\$13,293.71
Exc Award (06/30/2018, 06/30/2022, 06/30/2023)																	
25185	MIZUNAMI	01/17/1962	Active	41	1	6	-5	-10.87%	46	28	0			P,S,T,M,VP SC	6		\$484.68
56070	MIZUNAMI KIKYO	09/02/1994	Active	13	4	0	4	44.44%	9		11			P,S,T,M,VP SC	1		\$415.83
42359	MOTOSU	02/04/1983	Active	44	2	3	-1	-2.22%	45	25	0			P,S,T,M,VP SC	6		\$5,000.01
Exc Award (06/30/2019, 06/30/2020, 06/30/2021)																	
30383	NABARI	03/06/1975	Active	44	10	3	7	18.92%	37	6	0			P,S,T,M,VP SC	6		\$12,779.89
Exc Award (06/30/2017, 06/30/2018, 06/30/2020)																	
25186	NAKATSUGAWA	04/04/1964	Active	78	2	7	-5	-6.02%	83	21	0			P,S,T,M,VP SC	0		\$24,079.12
Exc Award (06/30/2018, 06/30/2020, 06/30/2021)																	



Club Health Assessment for District 334 B through June 2025

			Status	Membership							Reports					Finance	LCIF	
Club Number	Club Name	Charter Date		Current Member Count	YTD Members Added	YTD Members Dropped	YTD Net Growth	YTD Net Growth%	Member Count 12 Months Ago	Avg. length of service for dropped members	Months Since Last MMR ***	Yrs. Since Last Officer Report	President Rotation	Vice President Reported ****	Months Since Last Activity Report ***	Account Balance	Donations for current Fiscal Year	
			Number of times on status quo within last two years	If below 15 members appears					If net loss is greater than 20% appears			If no report in 3 months appears in	When more than one year appears in	Number of repeat terms	Notes the officers that do not have an active	If no report at 12 months appears in red		
25195	OGAKI	11/13/1956	Active	62	3	7	-4	-6.06%	66	17	0			P,S,T,M,VP SC	3		\$1,836.79	
25196	OGAKI HIGASHI	03/06/1963	Active	70	2	2	0	0.00%	70	12	0			P,S,T,M,VP SC	15		\$4,122.39	
Exc Award (06/30/2018)																		
43189	OGAKI SUITO	11/07/1983	Active	79	16	7	9	12.86%	70	9	0			P,S,T,M,VP SC	3		\$12,005.14	
Exc Award (06/30/2020)																		
61287	OGAKIJO	11/24/1998	Active	35	1	2	-1	-2.78%	36	9	0			P,S,T,M,VP SC	22		\$5,367.35	
Exc Award (06/30/2020)																		
25204	SEKI	03/16/1959	Active	33	3	1	2	6.45%	31	0	1			P,S,T,M,VP SC	1		\$4,811.99	
25205	SHIMA	09/04/1963	Active	38	8	2	6	18.75%	32	17	0			P,S,T,M,VP SC	0		\$1,468.58	
42923	SHINTO L C	06/23/1983	Active	47	4	2	2	4.44%	45	24	0			P,S,T,M,VP SC	19		\$1,320.20	
Exc Award (06/30/2018)																		
25207	SUZUKA	01/16/1964	Active	100	2	10	-8	-7.41%	108	17	0			P,S,T,M,VP SC	2		\$2,093.64	
Exc Award (06/30/2020, 06/30/2023)																		
42502	SUZUKA CHUO	03/30/1983	Active	19	0	2	-2	-9.52%	21	23	0			P,S,T,M,VP SC	8		\$1,426.23	
Exc Award (06/30/2021, 06/30/2023)																		
25209	TAJIMI	02/11/1960	Active	98	5	8	-3	-2.97%	101	14	0			P,S,T,M,VP SC	0		\$11,656.50	
53522	TAJIMI TOHTO	07/21/1992	Active	60	5	5	0	0.00%	60	16	0			P,S,T,M,VP SC	3		\$21,655.36	
Exc Award (06/30/2024)																		
25213	TAKAYAMA	02/20/1959	Active	84	1	1	0	0.00%	84	27	0			P,S,T,M,VP SC	4		\$2,055.80	
Exc Award (06/30/2016, 06/30/2018, 06/30/2020)																		
25214	TAKAYAMA SETSUJO	03/13/1972	Active	61	5	15	-10	-14.08%	71	26	0			P,S,T,M,VP SC	3		\$10,052.46	
Exc Award (06/30/2016, 06/30/2017, 06/30/2020)																		
25217	TOBA	10/09/1961	Active	18	1	0	1	5.88%	17		2			P,S,T,M,VP SC	0		\$303.47	
Exc Award (06/30/2019, 06/30/2023)																		
25218	TOKI	09/07/1961	Active	41	3	6	-3	-6.82%	44	10	0			P,S,T,M,VP SC	3		\$5,811.03	
Exc Award (06/30/2023)																		
55172	TOKI ORIBE	12/27/1993	Active	65	4	1	3	4.84%	62	31	0			P,S,T,M,VP SC	0		\$10,925.64	
Exc Award (06/30/2016, 06/30/2018, 06/30/2020)																		



Club Health Assessment for District 334 B through June 2025

			Status	Membership							Reports					Finance	LCIF
Club Number	Club Name	Charter Date		Current Member Count	YTD Members Added	YTD Members Dropped	YTD Net Growth	YTD Net Growth%	Member Count 12 Months Ago	Avg. length of service for dropped members	Months Since Last MMR ***	Yrs. Since Last Officer Report	President Rotation	Vice President Reported ****	Months Since Last Activity Report ***	Account Balance	Donations for current Fiscal Year
			Number of times on status quo within last two years	If below 15 members appears	If net loss is greater than 20% appears						If no report in 3 months appears	When more than one year appears in	Number of repeat terms	Notes the officers that do not have an active	If no report at 12 months appears in red		
25220	TSU	05/25/1960	Active	77	5	6	-1	-1.28%	78	6	0			P,S,T,M,VP SC	0		\$10,185.36
Exc Award (06/30/2017, 06/30/2018)																	
31083	TSU CHUO	07/01/1975	Active	49	1	5	-4	-7.55%	53	14	0			P,S,T,M,VP SC	19		\$1,618.26
Exc Award (06/30/2017, 06/30/2019, 06/30/2020)																	
55016	TSU NISHI	11/02/1993	Active	65	6	2	4	6.56%	61	2	0			P,S,T,M,VP SC	1		\$12,361.86
Exc Award (06/30/2017, 06/30/2023, 06/30/2020)																	
25237	YAOTSU	10/14/1964	Active	25	2	1	1	4.17%	24	10	1			P,S,T,M,VP SC	10		\$793.61
Exc Award (06/30/2018, 06/30/2023)																	
25240	YOKKAICHI	09/14/1959	Active	52	2	5	-3	-5.45%	55	26	0			P,S,T,M,VP SC	1		\$10,525.13
Exc Award (06/30/2020, 06/30/2024)																	
25239	YOKKAICHI CHUO	11/27/1972	Active	27	1	22	-21	-43.75%	48	18	0			P,S,T,M,VP SC	1		\$1,529.85
Exc Award (06/30/2023)																	
36278	YOKKAICHI KITA	11/27/1978	Active	5	0	0	0	0.00%	5		6		4	P,S,T,M,VP SC	0		\$27.89
Exc Award (06/30/2016)																	
50951	YOKKAICHI MITAKI	09/10/1990	Active	56	4	6	-2	-3.45%	58	23	0			P,S,T,M,VP SC	4		\$5,993.91
Exc Award (06/30/2017, 06/30/2018)																	
60200	YOKKAICHI SOUTH	12/16/1997	Active	23	5	4	1	4.55%	22	15	0			P,S,T,M,VP SC	0		\$1,610.12
Exc Award (06/30/2021, 06/30/2023)																	


Clubs Cancelled Previous Fiscal Year – Clubs Cancelled within last 12 months may be reinstated

Club Number	Club Name	Charter Date	Current Status*	Cancellation Date
25241	YOKKAICHI MINATO	04/23/1963	Cancelled(6*)	06/29/2024
25242	YORO	07/28/1963	Cancelled(6*)	06/29/2024

Current Total Clubs Count	YTD New Clubs Count	YTD Cancelled Clubs Count	YTD Net Club Gain	Current Total Members Count	YTD Add	YTD Drop	YTD Net Growth	YTD Net Growth %	Member Count 12 Months Ago	Average Member Count Per Club	% of Clubs with less than 20 members	% No MMR in 3 Months	% No Officer Report in 12 Months	% of Clubs with balance 90+ days	Number of Clubs in Status Quo	% Status Quo Clubs in Financial Suspension	Number of Cancelled Clubs	Average Cancelled Club Age	Members Lost Due to Cancellation	% of Clubs Cancelled for Non-Financial Reasons
71	1	0	1	3,222	239	331	-92	-2.78%	3,314	45	17%	14%	0%	0%	0	0%	0	0	0	0%



Club Health Assessment for District 334 B through June 2025

			Status	Membership							Reports					Finance	LCIF
Club Number	Club Name	Charter Date		Current Member Count	YTD Members Added	YTD Members Dropped	YTD Net Growth	YTD Net Growth%	Member Count 12 Months Ago	Avg. length of service for dropped members	Months Since Last MMR ***	Yrs. Since Last Officer Report	President Rotation	Vice President Reported ****	Months Since Last Activity Report ***	Account Balance	Donations for current Fiscal Year
			Number of times on status quo within last two years	If below 15 members appears				If net loss is greater than 20% appears			If no report in 3 months appears in	When more than one year appears in	Number of repeat terms	Notes the officers that do not have an active	If no report at 12 months appears in red		

* - P - Priority Club. Cancellation Reasons: 1-Objectives/conduct, 2-Non-active club, 5-Non-existing club, 6-Disbanding, 7-Merger, 8-Financial Suspension, 9-District/Multiple District Dues.
** - Abbreviation: P-President, S-Secretary, T-Treasurer, M-Member Chairperson, VP-First Vice President, MC-Communications Chairperson, SC-Service Chairperson
*** - Abbreviation: N/R - Never reported using the Lions Clubs website, N/A - Not applicable, No password registered for the Lions Clubs website.
**** - Abbreviation: N - New, IP - Immediate Past, R - Repeat.




Club Health Assessment for District 334 C through June 2025

			Status	Membership							Reports					Finance	LCIF
Club Number	Club Name	Charter Date		Current Member Count	YTD Members Added	YTD Members Dropped	YTD Net Growth	YTD Net Growth%	Member Count 12 Months Ago	Avg. length of service for dropped members	Months Since Last MMR ***	Yrs. Since Last Officer Report	President Rotation	Vice President Reported ****	Months Since Last Activity Report ***	Account Balance	Donations for current Fiscal Year
			Number of times on status quo within last two years	If below 15 members appears					If net loss is greater than 20% appears			If no report in 3 months appears in	When more than one year appears in	Number of repeat terms	Notes the officers that do not have an active	If no report at 12 months appears in red	
Clubs more than two years old																	
53171	AMAGIYUGASHIMA	05/26/1992	Active	13	1	2	-1	-7.14%	14	5	7			P,S,T,M,VP SC	1		\$929.29
24665	ATAMI	06/25/1958	Active	22	2	2	0	0.00%	22	8	0			P,S,T,M,VP SC	12		\$292.81
Exc Award (06/30/2017)																	
46913	DAITOH	01/29/1987	Active	29	0	0	0	0.00%	29		0			P,S,T,M,VP SC	1		\$530.57
Exc Award (06/30/2022)																	
46946	FUJI CHUO	02/10/1987	Active	53	1	0	1	1.92%	52		0			P,S,T,M,VP SC	2		\$4,091.54
Exc Award (06/30/2016, 06/30/2017, 06/30/20)																	
24671	FUJI GAKUNAN	08/24/1963	Active	70	4	2	2	2.94%	68	2	0			P,S,T,M,VP SC	2		\$8,346.61
Exc Award (06/30/2023, 06/30/2024)																	
51771	FUJI MOUNT	06/03/1991	Active	46	2	5	-3	-6.12%	49	20	0			P,S,T,M,VP SC	1		\$3,550.72
Exc Award (06/30/2019, 06/30/2023, 06/30/20)																	
24783	FUJI TAKAOKA	02/06/1965	Active	46	5	5	0	0.00%	46	31	0			P,S,T,M,VP SC	2		\$922.37
Exc Award (06/30/2021)																	
24802	FUJI YOSHIWARA	09/28/1961	Active	90	4	6	-2	-2.17%	92	28	0			P,S,T,M,VP SC	0		\$9,255.42
Exc Award (06/30/2019, 06/30/2020, 06/30/20)																	
24672	FUJIEDA	08/09/1961	Active	49	5	2	3	6.52%	46	16	0			P,S,T,M,VP SC	0		\$4,391.11
Exc Award (06/30/2018, 06/30/2020, 06/30/20)																	
24673	FUJINOMIYA	05/19/1964	Active	60	3	4	-1	-1.64%	61	26	0			P,S,T,M,VP SC	0		\$17,120.60
Exc Award (06/30/2016, 06/30/2017, 06/30/20)																	
41635	FUJINOMIYA CHUO	06/14/1982	Active	14	2	5	-3	-17.65%	17	28	0			P,S,T,M,VP SC	3		\$5,292.16
Exc Award (06/30/2018)																	
53743	FUJINOMIYA FUYO	10/12/1992	Cancelled(6*)	0	0	15	-15	-100.00%	15	13	0		None	P,S,T,M,VP SC	1		\$306.10
Exc Award (06/30/2020, 06/30/2021)																	
24674	FUKUROI	03/20/1963	Active	74	6	10	-4	-5.13%	78	4	0			P,S,T,M,VP SC	1		\$4,105.30
Exc Award (06/30/2018, 06/30/2022, 06/30/20)																	
24676	GOTENBA	10/25/1960	Active	86	2	2	0	0.00%	86	21	0			P,S,T,M,VP SC	0		\$12,091.43
Exc Award (06/30/2019, 06/30/2021)																	
24677	HAINAN	04/29/1970	Active	100	3	6	-3	-2.91%	103	23	0			P,S,T,M,VP SC	6		\$18,406.32



Club Health Assessment for District 334 C through June 2025

			Status	Membership							Reports					Finance	LCIF
Club Number	Club Name	Charter Date		Current Member Count	YTD Members Added	YTD Members Dropped	YTD Net Growth	YTD Net Growth%	Member Count 12 Months Ago	Avg. length of service for dropped members	Months Since Last MMR ***	Yrs. Since Last Officer Report	President Rotation	Vice President Reported ****	Months Since Last Activity Report ***	Account Balance	Donations for current Fiscal Year
			Number of times on status quo within last two years	If below 15 members appears				If net loss is greater than 20% appears			If no report in 3 months appears in	When more than one year appears in	Number of repeat terms	Notes the officers that do not have an active	If no report at 12 months appears in red		
Exc Award (06/30/2016, 06/30/2017, 06/30/2020)																	
24679	HAMAKITA	12/23/1962	Active	15	0	1	-1	-6.25%	16	51	0		3	P,S,T,M,VP SC	1		\$306.10
24678	HAMAMATSU	12/10/1955	Active	116	13	11	2	1.75%	114	17	0			P,S,T,M,VP SC	24+		\$22,224.66
Exc Award (06/30/2019, 06/30/2024)																	
30990	HAMAMATSU AOI	06/20/1975	Active	33	1	1	0	0.00%	33	3	0			P,S,T,M,VP SC	4		\$3,057.98
Exc Award (06/30/2017)																	
42144	HAMAMATSU GREEN	12/15/1982	Active	30	7	2	5	20.00%	25	20	1			P,S,T,M,VP SC	1		\$1,571.39
Exc Award (06/30/2018)																	
35901	HAMAMATSU HIGASHI	06/26/1978	Active	35	4	3	1	2.94%	34	6	0			P,S,T,M,VP SC	0		\$571.39
Exc Award (06/30/2017, 06/30/2020)																	
39249	HAMAMATSU LIBERTY	12/29/1980	Active	20	1	2	-1	-4.76%	21	4	0			P,S,T,M,VP SC	0		\$409.97
Exc Award (06/30/2019, 06/30/2020)																	
38010	HAMAMATSU MINAMI	01/29/1980	Active	47	6	6	0	0.00%	47	22	0			P,S,T,M,VP SC	0		\$5,044.83
Exc Award (06/30/2016, 06/30/2018)																	
130753	Hamamatsu Sakura	04/19/2017	Active	16	8	7	1	6.67%	15	10	0			P,S,T,M,VP SC	6		\$1,557.13
Exc Award (06/30/2020, 06/30/2021)																	
24682	HIGASHIIZU	04/17/1973	Active	15	0	0	0	0.00%	15		9			P,S,T,M,VP SC	24+		\$2,806.10
Exc Award (06/30/2020)																	
24693	ITO	12/05/1961	Active	35	1	7	-6	-14.63%	41	18	0			P,S,T,M,VP SC	3		\$4,332.63
Exc Award (06/30/2020, 06/30/2022)																	
24694	IWATA	08/01/1957	Active	57	5	6	-1	-1.72%	58	10	0			P,S,T,M,VP SC	0		\$12,473.11
Exc Award (06/30/2016, 06/30/2023, 06/30/2024)																	
38529	IZUNAGAOKA	05/29/1980	Active	17	4	3	1	6.25%	16	11	0			P,S,T,M,VP SC	0		\$320.04
Exc Award (06/30/2024)																	
24695	KAKEGAWA	07/25/1963	Active	33	10	8	2	6.45%	31	9	0			P,S,T,M,VP SC	1		\$2,334.09
24697	KANBARA	09/24/1963	Active	27	1	1	0	0.00%	27	2	11			P,S,T,M,VP SC	24+		\$408.13
Exc Award (06/30/2023)																	
34593	KANNAMI	10/31/1977	Active	17	1	1	0	0.00%	17	47	0			P,S,T,M,VP SC	0		\$340.45
Exc Award (06/30/2021)																	



Club Health Assessment for District 334 C through June 2025

			Status	Membership							Reports					Finance	LCIF
Club Number	Club Name	Charter Date		Current Member Count	YTD Members Added	YTD Members Dropped	YTD Net Growth	YTD Net Growth%	Member Count 12 Months Ago	Avg. length of service for dropped members	Months Since Last MMR ***	Yrs. Since Last Officer Report	President Rotation	Vice President Reported ****	Months Since Last Activity Report ***	Account Balance	Donations for current Fiscal Year
			Number of times on status quo within last two years	If below 15 members appears				If net loss is greater than 20% appears			If no report in 3 months appears in	When more than one year appears in	Number of repeat terms	Notes the officers that do not have an active	If no report at 12 months appears in red		
43829	KAWAZU	04/11/1984	Active	14	0	2	-2	-12.50%	16	13	0			P,S,T,M,VP SC	23		\$292.16
	Exc Award (06/30/2020, 06/30/2024)																
32393	KIKUGAWA SHIZUOKA L C	06/15/1976	Active	31	1	2	-1	-3.13%	32	6	0			P,S,T,M,VP SC	0		\$2,651.04
	Exc Award (06/30/2020, 06/30/2021, 06/30/2024)																
24708	KOSAI	11/19/1962	Active	40	2	7	-5	-11.11%	45	22	1			P,S,T,M,VP SC	7		\$6,750.94
	Exc Award (06/30/2024)																
38238	MIKKABI	03/07/1980	Active	24	2	0	2	9.09%	22		3		2	P,S,T,M,VP SC	24+		\$351.34
	Exc Award (06/30/2016)																
24720	MISHIMA	11/02/1963	Active	75	8	5	3	4.17%	72	7	0			P,S,T,M,VP SC	0		\$5,143.80
	Exc Award (06/30/2020, 06/30/2024)																
48407	MISHIMA IZUMI	04/01/1988	Active	13	0	1	-1	-7.14%	14	10	0			P,S,T,M,VP SC	0		\$248.29
24722	MORIMACHI L C	11/10/1962	Active	36	0	2	-2	-5.26%	38	26	0			P,S,T,M,VP SC	0		\$1,687.37
24723	NAGAIZUMI	02/14/1971	Active	16	2	0	2	14.29%	14		6		2	P,S,T,M,VP SC	1		\$1,912.57
49385	NAKAIZU	04/04/1989	Active	19	2	1	1	5.56%	18	2	2			P,S,T,M,VP SC	9		\$1,377.73
55106	NIRAYAMA	12/07/1993	Active	17	0	2	-2	-10.53%	19	17	0			P,S,T,M,VP SC	0		\$458.20
	Exc Award (06/30/2024)																
24747	NISHIIZU	11/15/1973	Active	20	1	0	1	5.26%	19		0			P,S,T,M,VP SC	3		\$408.13
	Exc Award (06/30/2019, 06/30/2020)																
24749	NUMAZU	09/17/1959	Active	59	9	12	-3	-4.84%	62	14	-1			P,S,T,M,VP SC	2		\$12,873.47
	Exc Award (06/30/2016, 06/30/2018, 06/30/2024)																
31876	NUMAZU CHUO	03/15/1976	Active	28	4	4	0	0.00%	28	8	0			P,S,T,M,VP SC	0		\$3,535.05
	Exc Award (06/30/2017, 06/30/2022)																
31895	NUMAZU KORYO	03/15/1976	Active	30	1	5	-4	-11.76%	34	6	0			P,S,T,M,VP SC	0		\$9,471.56
	Exc Award (06/30/2016, 06/30/2019, 06/30/2024)																
24750	NUMAZU SENBON	04/24/1965	Active	41	1	0	1	2.50%	40		0			P,S,T,M,VP SC	0		\$9,696.09
	Exc Award (06/30/2018, 06/30/2020, 06/30/2024)																
44917	NUMAZU SURUGA	04/03/1985	Active	18	3	5	-2	-10.00%	20	15	0			P,S,T,M,VP SC	1		\$1,451.35
	Exc Award (06/30/2019, 06/30/2023)																



Club Health Assessment for District 334 C through June 2025

			Status	Membership							Reports					Finance	LCIF
Club Number	Club Name	Charter Date		Current Member Count	YTD Members Added	YTD Members Dropped	YTD Net Growth	YTD Net Growth%	Member Count 12 Months Ago	Avg. length of service for dropped members	Months Since Last MMR ***	Yrs. Since Last Officer Report	President Rotation	Vice President Reported ****	Months Since Last Activity Report ***	Account Balance	Donations for current Fiscal Year
			Number of times on status quo within last two years	If below 15 members appears				If net loss is greater than 20% appears			If no report in 3 months appears in	When more than one year appears in	Number of repeat terms	Notes the officers that do not have an active	If no report at 12 months appears in red		
24753	OHITO	06/19/1972	Active	28	2	2	0	0.00%	28	4	0			P,S,T,M,VP SC	24+		\$357.87
Exc Award (06/30/2020, 06/30/2023)																	
56059	OMAEZAKI	08/25/1994	Active	56	4	1	3	5.66%	53	3	2			P,S,T,M,VP SC	0		\$1,154.40
Exc Award (06/30/2019, 06/30/2023, 06/30/2024)																	
24761	OYAMA	11/07/1964	Active	28	0	1	-1	-3.45%	29	1	0			P,S,T,M,VP SC	0		\$17,189.85
Exc Award (06/30/2017, 06/30/2019, 06/30/2024)																	
24770	SHIMADA	01/08/1962	Active	55	3	5	-2	-3.51%	57	27	0			P,S,T,M,VP SC	4		\$8,963.79
Exc Award (06/30/2016, 06/30/2022)																	
24772	SHIMIZU	12/06/1958	Active	18	1	16	-15	-45.45%	33	11	0			P,S,T,M,VP SC	5		\$387.72
Exc Award (06/30/2017)																	
24771	SHIMIZU HAGOROMO	10/05/1961	Active	39	1	0	1	2.63%	38		5			P,S,T,M,VP SC	5		\$2,557.45
Exc Award (06/30/2017, 06/30/2020, 06/30/2024)																	
45553	SHIMIZU NIHONDAIRA	11/04/1985	Active	42	0	0	0	0.00%	42		0			P,S,T,M,VP SC	10		\$2,920.36
Exc Award (06/30/2019, 06/30/2020, 06/30/2024)																	
24765	SHIMIZUCHO	03/08/1970	Cancelled(6*)	0	1	12	-11	-100.00%	11	16	0		None	P,S,T,M,VP SC	16		\$385.30
Exc Award (06/30/2022)																	
24777	SHIMODA	12/07/1962	Active	46	4	9	-5	-9.80%	51	17	0			P,S,T,M,VP SC	1		\$3,971.44
Exc Award (06/30/2019, 06/30/2024)																	
24774	SHIZUOKA	04/10/1957	Active	120	5	8	-3	-2.44%	123	10	0			P,S,T,M,VP SC	4		\$7,592.68
Exc Award (06/30/2017, 06/30/2019, 06/30/2024)																	
30795	SHIZUOKA Aoba	05/12/1975	Active	28	1	2	-1	-3.45%	29	18	0			P,S,T,M,VP SC	1		\$1,098.06
Exc Award (06/30/2020, 06/30/2024)																	
24776	SHIZUOKA AOI	03/10/1961	Active	40	2	7	-5	-11.11%	45	20	0			P,S,T,M,VP SC	1		\$19,428.34
Exc Award (06/30/2020, 06/30/2022, 06/30/2024)																	
33492	SHIZUOKA FUJO	03/14/1977	Active	28	0	3	-3	-9.68%	31	20	0		None	P,S,T,M,VP SC	9		\$599.27
Exc Award (06/30/2019, 06/30/2022)																	
46157	SHIZUOKA KEYAKI	05/05/1986	Active	26	5	4	1	4.00%	25	7	0			P,S,T,M,VP SC	1		\$1,415.61
48573	SHIZUOKA LIBERTY	05/06/1988	Active	28	5	1	4	16.67%	24	3	2			P,S,T,M,VP SC	0		\$1,612.58
Exc Award (06/30/2019, 06/30/2024)																	



Club Health Assessment for District 334 C through June 2025

			Status	Membership							Reports					Finance		LCIF
Club Number	Club Name	Charter Date		Current Member Count	YTD Members Added	YTD Members Dropped	YTD Net Growth	YTD Net Growth%	Member Count 12 Months Ago	Avg. length of service for dropped members	Months Since Last MMR ***	Yrs. Since Last Officer Report	President Rotation	Vice President Reported ****	Months Since Last Activity Report ***	Account Balance	Donations for current Fiscal Year	
			Number of times on status quo within last two years	If below 15 members appears				If net loss is greater than 20% appears			If no report in 3 months appears in	When more than one year appears in	Number of repeat terms	Notes the officers that do not have an active	If no report at 12 months appears in red			
42034	SHIZUOKA SUNPU	11/29/1982	Active	66	4	7	-3	-4.35%	69	30	0			P,S,T,M,VP SC	7		\$6,146.27	
	Exc Award (06/30/2017, 06/30/2022)																	
24767	SHIZUOKA TACHIBANA	09/29/1970	Active	46	3	7	-4	-8.00%	50	13	0			P,S,T,M,VP SC	6		\$1,449.51	
	Exc Award (06/30/2017, 06/30/2019, 06/30/20																	
57576	SHIZUOKA TATSUMI	11/20/1995	Active	60	4	4	0	0.00%	60	29	0			P,S,T,M,VP SC	1		\$1,190.05	
	Exc Award (06/30/2019)																	
52487	SHIZUOKA YAYOI	02/04/1992	Active	21	3	2	1	5.00%	20	1	0			P,S,T,M,VP SC	3		\$3,448.96	
	Exc Award (06/30/2020)																	
24768	SHUZENJI	08/05/1967	Active	14	3	1	2	16.67%	12	3	2			P,S,T,M,VP SC	24+		\$285.69	
24781	SUSONO	09/12/1964	Active	55	7	16	-9	-14.06%	64	14	0			P,S,T,M,VP SC	1		\$1,836.39	
	Exc Award (06/30/2018, 06/30/2020, 06/30/20																	
31634	TOI	01/30/1976	Active	21	0	1	-1	-4.55%	22	19	3			P,S,T,M,VP SC	16		\$448.94	
	Exc Award (06/30/2023)																	
24799	YAIZU	11/12/1965	Active	55	3	2	1	1.85%	54	15	1			P,S,T,M,VP SC	20		\$13,490.30	
	Exc Award (06/30/2019, 06/30/2022)																	

Clubs Cancelled Previous Fiscal Year – Clubs Cancelled within last 12 months may be reinstated

Club Number	Club Name	Charter Date	Current Status*	Cancellation Date
24683	OKUHAMANAKO L C	03/23/1963	Cancelled(6*)	06/29/2024
75992	OSUKA	06/25/2003	Cancelled(6*)	06/29/2024

Current Total Clubs Count	YTD New Clubs Count	YTD Cancelled Clubs Count	YTD Net Club Gain	Current Total Members Count	YTD Add	YTD Drop	YTD Net Growth	YTD Net Growth %	Member Count 12 Months Ago	Average Member Count Per Club	% of Clubs with less than 20 members	% No MMR in 3 Months	% No Officer Report in 12 Months	% of Clubs with balance 90+ days	Number of Clubs in Status Quo	% Status Quo Clubs in Financial Suspension	Number of Cancelled Clubs	Average Cancelled Club Age	Members Lost Due to Cancellation	% of Clubs Cancelled for Non-Financial Reasons
67	0	2	-2	2,666	199	284	-85	-3.09%	2,751	40	22%	10%	0%	0%	0	0%	2	85	27	100%

* - P - Priority Club. Cancellation Reasons: 1-Objectives/conduct, 2-Non-active club, 5-Non-existing club, 6-Disbanding, 7-Merger, 8-Financial Suspension, 9-District/Multiple District Dues.

** - Abbreviation: P-President, S-Secretary, T-Treasurer, M-Member Chairperson, VP-First Vice President, MC-Communications Chairperson, SC-Service Chairperson

*** - Abbreviation: N/R - Never reported using the Lions Clubs website, N/A - Not applicable, No password registered for the Lions Clubs website.

**** - Abbreviation: N - New, IP - Immediate Past, R - Repeat.



Club Health Assessment for District 334 D through June 2025

			Status	Membership							Reports					Finance		LCIF
Club Number	Club Name	Charter Date		Current Member Count	YTD Members Added	YTD Members Dropped	YTD Net Growth	YTD Net Growth%	Member Count 12 Months Ago	Avg. length of service for dropped members	Months Since Last MMR ***	Yrs. Since Last Officer Report	President Rotation	Vice President Reported ****	Months Since Last Activity Report ***	Account Balance	Donations for current Fiscal Year	
			Number of times on status quo within last two years	If below 15 members appears					If net loss is greater than 20% appears			If no report in 3 months appears in	When more than one year appears in	Number of repeat terms	Notes the officers that do not have an active	If no report at 12 months appears in red		
Clubs less than two years old																		
157292	Kanazawa Mimoza	02/15/2024	Active	27	2	5	-3	-10.00%	30	5	0		None	P,S,T,M,VP SC	N/R		\$590.42	
Clubs more than two years old																		
25130	ANAMIZU	10/10/1967	Active	19	1	1	0	0.00%	19	37	3			P,S,T,M,VP SC	20			
42145	ASAHIMACHI	12/22/1982	Active	11	2	2	0	0.00%	11	4	1			P,S,T,M,VP SC	15		\$229.82	
25132	AWARA-MIKUNI L C	10/04/1959	Active	25	1	3	-2	-7.41%	27	8	0			P,S,T,M,VP SC	9		\$4,200.07	
Exc Award (06/30/2016, 06/30/2017, 06/30/2020)																		
25135	FUKUI	08/07/1957	Active	76	2	5	-3	-3.80%	80	12	0			P,S,T,M,VP SC	0		\$2,000.01	
Exc Award (06/30/2016, 06/30/2024)																		
25136	FUKUI AOI	11/07/1972	Active	82	3	4	-1	-1.20%	83	24	0			P,S,T,M,VP SC	4		\$11,120.87	
Exc Award (06/30/2016, 06/30/2022)																		
25137	FUKUI CHUO	03/29/1962	Active	67	7	7	0	0.00%	67	24	0			P,S,T,M,VP SC	7		\$21,900.24	
118467	FUKUI EAST	12/17/2012	Active	89	13	3	10	12.66%	79	8	0			P,S,T,M,VP SC	3		\$14,000.05	
Exc Award (06/30/2016, 06/30/2017, 06/30/2020)																		
25138	FUKUI HONMARU	04/28/1970	Active	52	3	7	-4	-7.14%	56	21	0			P,S,T,M,VP SC	2		\$4,571.70	
Exc Award (06/30/2016, 06/30/2017, 06/30/2020)																		
31954	FUKUI KUZURYU	03/29/1976	Active	42	1	4	-3	-6.67%	45	9	0			P,S,T,M,VP SC	4		\$3,019.15	
129667	Fukui Minato Marine	12/21/2016	Active	15	1	5	-4	-21.05%	19	8	0		None	P,S,T,M,VP SC	4			
Exc Award (06/30/2024)																		
43190	FUKUI PHOENIX	11/18/1983	Active	39	5	2	3	8.33%	36	11	1			P,S,T,M,VP SC	8		\$8,289.71	
Exc Award (06/30/2016)																		
61658	FUKUI PURE	03/19/1999	Active	26	0	0	0	0.00%	26		0			P,S,T,M,VP SC	0		\$1,152.86	
Exc Award (06/30/2017)																		
118466	FUKUI SOUTH	12/18/2012	Active	42	4	1	3	7.69%	39	2	0			P,S,T,M,VP SC	2		\$3,000.01	
Exc Award (06/30/2024)																		
25147	HAKUI	10/08/1963	Active	58	9	1	8	16.00%	50	2	1			P,S,T,M,VP SC	0		\$3,000.01	
Exc Award (06/30/2016, 06/30/2022)																		
39497	HARUE SAKAI	02/23/1981	Active	38	2	1	1	2.70%	37	1	0			P,S,T,M,VP SC	11		\$252.56	



Club Health Assessment for District 334 D through June 2025

			Status	Membership							Reports					Finance	LCIF
Club Number	Club Name	Charter Date		Current Member Count	YTD Members Added	YTD Members Dropped	YTD Net Growth	YTD Net Growth%	Member Count 12 Months Ago	Avg. length of service for dropped members	Months Since Last MMR ***	Yrs. Since Last Officer Report	President Rotation	Vice President Reported ****	Months Since Last Activity Report ***	Account Balance	Donations for current Fiscal Year
			Number of times on status quo within last two years	If below 15 members appears				If net loss is greater than 20% appears			If no report in 3 months appears in	When more than one year appears in	Number of repeat terms	Notes the officers that do not have an active	If no report at 12 months red		
25150	HIMI	09/01/1958	Active	63	2	4	-2	-3.08%	65	5	0			P,S,T,M,VP SC	8		\$2,550.00
25155	IMADATE	04/05/1963	Active	18	2	0	2	12.50%	16		1			P,S,T,M,VP SC	0		\$237.04
25156	KAGA	11/07/1958	Active	80	0	1	-1	-1.23%	81	3	2			P,S,T,M,VP SC	1		\$2,795.01
25159	KAMIICHI	06/19/1965	Active	17	1	2	-1	-5.56%	18	12	0			P,S,T,M,VP SC	15		\$300.95
Exc Award (06/30/2021)																	
25165	KANAZAWA	08/17/1956	Active	79	3	7	-4	-4.82%	83	15	0			P,S,T,M,VP SC	8		\$319.02
25164	KANAZAWA CHUO	06/08/1968	Active	85	6	5	1	1.19%	84	9	0			P,S,T,M,VP SC	18		\$14,981.12
Exc Award (06/30/2021)																	
36950	KANAZAWA FUSHIMI	04/13/1979	Active	50	2	6	-4	-7.41%	54	15	0			P,S,T,M,VP SC	19	90+ Days	\$10,000.00
25168	KANAZAWA HIGASHI	06/10/1960	Active	82	3	3	0	0.00%	82	13	0			P,S,T,M,VP SC	7		\$4,513.51
36848	KANAZAWA HIKARI	03/28/1979	Active	45	3	1	2	4.65%	43	3	0			P,S,T,M,VP SC	7		\$3,199.40
25162	KANAZAWA JOHOKU	02/26/1970	Active	76	1	4	-3	-3.80%	79	16	0			P,S,T,M,VP SC	5		\$2,627.45
25166	KANAZAWA KENROKU	06/23/1964	Active	64	4	0	4	6.67%	60		0			P,S,T,M,VP SC	21		\$14,154.82
37896	KANAZAWA KIKUSUI	12/17/1979	Active	102	4	2	2	2.00%	100	7	0			P,S,T,M,VP SC	22		\$8,385.83
44495	KANAZAWA MIDORI	12/28/1984	Active	42	0	3	-3	-6.67%	45	15	0			P,S,T,M,VP SC	18		\$1,292.75
25157	KANAZAWA MINAMI	09/23/1970	Active	34	1	4	-3	-8.11%	37	9	0			P,S,T,M,VP SC	7		\$4,511.13
25163	KANAZAWA NISHI	09/14/1969	Active	40	2	10	-8	-16.67%	48	18	0			P,S,T,M,VP SC	2		\$5,574.16
30382	KANAZAWA OYAMA	03/06/1975	Active	47	4	5	-1	-2.08%	48	7	0			P,S,T,M,VP SC	2		\$392.43
99017	KANAZAWA PARK	04/04/2007	Active	9	1	1	0	0.00%	9	3	0		2	P,S,T,M,VP SC	6		
25169	KATSUYAMA	02/25/1968	Active	24	5	1	4	20.00%	20	23	0		None	P,S,T,M,VP SC	7		\$261.18
25171	KOMATSU	11/19/1958	Active	98	33	9	24	32.43%	74	14	0			P,S,T,M,VP SC	8		\$3,874.98
Exc Award (06/30/2016)																	
25172	KOMATSU CHUO	11/06/1972	Active	38	4	3	1	2.70%	37	12	0			P,S,T,M,VP SC	17		\$2,361.40
59142	KOMATSU SEIUN	02/05/1997	Active	40	1	2	-1	-2.44%	41	30	1			P,S,T,M,VP SC	6		\$1,240.15
Exc Award (06/30/2020)																	
25170	KOSUGI	06/21/1965	Active	73	3	2	1	1.39%	72	13	0			P,S,T,M,VP SC	0		\$2,842.74



Club Health Assessment for District 334 D through June 2025

			Status	Membership							Reports					Finance	LCIF
Club Number	Club Name	Charter Date		Current Member Count	YTD Members Added	YTD Members Dropped	YTD Net Growth	YTD Net Growth%	Member Count 12 Months Ago	Avg. length of service for dropped members	Months Since Last MMR ***	Yrs. Since Last Officer Report	President Rotation	Vice President Reported ****	Months Since Last Activity Report ***	Account Balance	Donations for current Fiscal Year
			Number of times on status quo within last two years	If below 15 members appears				If net loss is greater than 20% appears			If no report in 3 months appears in	When more than one year appears in	Number of repeat terms	Notes the officers that do not have an active	If no report at 12 months appears in red		
25174	KUROBE	09/26/1961	Active	54	2	6	-4	-6.90%	58	27	0			P,S,T,M,VP SC	7		\$5,931.81
	Exc Award (06/30/2021, 06/30/2022)																
25177	MARUOKA	01/19/1968	Active	31	6	3	3	10.71%	28	11	0			P,S,T,M,VP SC	19		\$2,000.01
25178	MATTO	03/30/1965	Active	53	3	6	-3	-5.36%	56	12	0			P,S,T,M,VP SC	1		\$4,409.12
	Exc Award (06/30/2016)																
25180	MIHAMA	03/27/1969	Active	44	3	1	2	4.76%	42	7	0			P,S,T,M,VP SC	20		\$3,843.96
25182	MIKAWA	03/21/1966	Active	28	3	5	-2	-6.67%	30	10	0			P,S,T,M,VP SC	0		\$3,929.48
30794	NAKANOTO	05/12/1975	Active	21	0	0	0	0.00%	21		15	1	None	P,S,T,M,VP SC	24+		
	Exc Award (06/30/2020)																
25187	NAMERIKAWA	03/22/1957	Active	42	1	3	-2	-4.55%	44	28	0			P,S,T,M,VP SC	16		\$618.18
25189	NANAO	04/19/1965	Active	52	3	6	-3	-5.45%	55	20	0			P,S,T,M,VP SC	21	90+ Days	\$1,700.14
25190	NOMI L C	05/01/1962	Active	39	6	3	3	8.33%	36	2	0		2	P,S,T,M,VP SC	6		\$2,278.87
25191	NONOICHI	10/27/1968	Active	33	1	6	-5	-13.16%	38	16	0			P,S,T,M,VP SC	0		\$1,446.35
44601	NOTO	01/28/1985	Active	28	0	2	-2	-6.67%	30	8	0			P,S,T,M,VP SC	21		
25193	NYUZEN	10/06/1969	Active	56	4	3	1	1.82%	55	14	0			P,S,T,M,VP SC	6		\$2,146.54
25194	OBAMA	01/26/1964	Active	34	4	6	-2	-5.56%	36	25	0			P,S,T,M,VP SC	3		\$1,340.33
	Exc Award (06/30/2022)																
25198	OHNO	03/07/1958	Active	44	1	3	-2	-4.35%	46	3	0			P,S,T,M,VP SC	1		\$1,661.34
25202	SABAE	03/29/1962	Active	76	3	1	2	2.70%	74	1	0			P,S,T,M,VP SC	0		\$7,569.47
46563	SABAE OHZAN	09/03/1986	Active	65	3	3	0	0.00%	65	20	0			P,S,T,M,VP SC	7		\$14,833.10
25206	SHINMINATO	04/27/1964	Active	49	13	4	9	22.50%	40	10	0			P,S,T,M,VP SC	0		\$1,962.40
25210	TAKAOKA	07/21/1956	Active	83	1	5	-4	-4.60%	87	16	2			P,S,T,M,VP SC	0		\$6,864.52
	Exc Award (06/30/2020, 06/30/2021, 06/30/2022)																
123792	Takaoka Alert	12/12/2014	Active	44	0	1	-1	-2.22%	45	10	2			P,S,T,M,VP SC	7		\$659.19
	Exc Award (06/30/2016)																
25208	TAKAOKA CHUO	10/05/1973	Active	44	3	2	1	2.33%	43	14	3			P,S,T,M,VP SC	0		\$2,499.59
	Exc Award (06/30/2021, 06/30/2022, 06/30/2023)																



Club Health Assessment for District 334 D through June 2025

			Status	Membership							Reports					Finance	LCIF
Club Number	Club Name	Charter Date		Current Member Count	YTD Members Added	YTD Members Dropped	YTD Net Growth	YTD Net Growth%	Member Count 12 Months Ago	Avg. length of service for dropped members	Months Since Last MMR ***	Yrs. Since Last Officer Report	President Rotation	Vice President Reported ****	Months Since Last Activity Report ***	Account Balance	Donations for current Fiscal Year
			Number of times on status quo within last two years	If below 15 members appears				If net loss is greater than 20% appears			If no report in 3 months appears in	When more than one year appears in	Number of repeat terms	Notes the officers that do not have an active	If no report at 12 months red		
25211	TAKAOKA FUSHIKI	11/12/1958	Active	33	3	0	3	10.00%	30		0			P,S,T,M,VP SC	5		\$383.90
25216	TAKAOKA KOJYO	03/19/1964	Active	34	4	10	-6	-15.00%	40	17	2			P,S,T,M,VP SC	0		\$373.57
	Exc Award (06/30/2016)																
25224	TAKAOKA SHIKINO	05/12/1967	Active	47	1	5	-4	-7.84%	51	9	0			P,S,T,M,VP SC	0		\$4,652.97
	Exc Award (06/30/2023)																
25215	TAKEFU	07/25/1962	Active	60	5	4	1	1.69%	59	24	0			P,S,T,M,VP SC	8		\$9,171.25
	Exc Award (06/30/2022, 06/30/2023)																
29169	TAKEFU CENTRAL	04/16/1974	Active	61	2	4	-2	-3.17%	63	18	0			P,S,T,M,VP SC	0		\$1,157.41
	Exc Award (06/30/2020)																
25231	TATEYAMA	04/07/1968	Active	15	0	1	-1	-6.25%	16	4	1			P,S,T,M,VP SC	3		\$355.14
101955	TATSURUHAMA	05/02/2008	Active(1)	36	0	0	0	0.00%	36		1			P,S,T,M,VP SC	24+		\$2,000.00
25223	TONAMI	04/29/1965	Active	85	3	2	1	1.19%	84	0	1			P,S,T,M,VP SC	6		\$34,545.62
	Exc Award (06/30/2022)																
25225	TONAMI CENTRAL	01/24/1968	Active	92	9	6	3	3.37%	89	19	0			P,S,T,M,VP SC	19		\$3,766.90
25219	TOYAMA	04/17/1956	Active	42	7	3	4	10.53%	38	14	0			P,S,T,M,VP SC	9	90+ Days	\$4,159.21
132279	Toyama Alert	07/28/2017	Active	16	0	1	-1	-5.88%	17	0	9		None	P,S,T,M,VP SC	8		\$1,000.00
25222	TOYAMA CENTRAL	12/17/1962	Active	51	2	4	-2	-3.77%	53	16	0			P,S,T,M,VP SC	2		\$1,727.28
52022	TOYAMA HEISEI	09/16/1991	Active	21	0	1	-1	-4.55%	22	11	5			P,S,T,M,VP SC	19		\$1,166.60
37624	TOYAMA HIGASHI	10/16/1979	Active	43	3	0	3	7.50%	40		1			P,S,T,M,VP SC	2		\$348.59
	Exc Award (06/30/2016)																
84016	TOYAMA IKIIKI	08/09/2004	Active	30	1	11	-10	-25.00%	40	15	1			P,S,T,M,VP SC	17		\$3,329.80
25229	TOYAMA JINZU	11/24/1968	Active	59	2	6	-4	-6.35%	63	11	0			P,S,T,M,VP SC	7		\$2,893.39
78944	TOYAMA KOHSHI	04/28/2004	Active	10	1	0	1	11.11%	9		5			P,S,T,M,VP SC	24+	90+ Days	\$526.78
29818	TOYAMA MINAMI	09/16/1974	Active	55	2	3	-1	-1.79%	56	11	1			P,S,T,M,VP SC	8		\$1,709.39
25230	TOYAMA MINATO	11/24/1968	Active	32	1	2	-1	-3.03%	33	23	1			P,S,T,M,VP SC	2		\$1,452.98
25227	TOYAMA NISHI	09/13/1971	Active	55	6	8	-2	-3.51%	57	9	0			P,S,T,M,VP SC	3		\$10,902.90
	Exc Award (06/30/2020)																



Club Health Assessment for District 334 D through June 2025

			Status	Membership							Reports					Finance	LCIF
Club Number	Club Name	Charter Date		Current Member Count	YTD Members Added	YTD Members Dropped	YTD Net Growth	YTD Net Growth%	Member Count 12 Months Ago	Avg. length of service for dropped members	Months Since Last MMR ***	Yrs. Since Last Officer Report	President Rotation	Vice President Reported ****	Months Since Last Activity Report ***	Account Balance	Donations for current Fiscal Year
			Number of times on status quo within last two years	If below 15 members appears	If net loss is greater than 20% appears					If no report in 3 months appears in		When more than one year appears in	Number of repeat terms	Notes the officers that do not have an active	If no report at 12 months appears in red		
25228	TOYAMA RAICHO	08/24/1971	Active	28	3	13	-10	-26.32%	38	13	1			P,S,T,M,VP SC	2		\$692.85
43574	TOYAMA SHOWA	02/27/1984	Active	90	3	5	-2	-2.17%	92	12	0			P,S,T,M,VP SC	4		\$5,545.68
Exc Award (06/30/2020, 06/30/2022)																	
25221	TSURUGA	05/27/1962	Active	60	5	5	0	0.00%	60	7	0			P,S,T,M,VP SC	21		\$1,808.72
Exc Award (06/30/2020)																	
34796	TSURUGA MINATO	12/01/1977	Active	68	2	5	-3	-4.23%	71	12	0			P,S,T,M,VP SC	21		\$2,830.03
Exc Award (06/30/2020)																	
100506	TSURUGA SENIOR	11/08/2007	Cancelled(6*)	0	0	14	-14	-100.00%	14	14	0		None	P,S,T,M,VP SC	24+		\$182.83
57593	TSURUGAKEHI	12/11/1995	Active	32	5	4	1	3.23%	31	29	0			P,S,T,M,VP SC	21		\$432.25
25232	TSURUGI	08/03/1969	Active	21	0	0	0	0.00%	21		12			P,S,T,M,VP SC	18		\$2,000.02
29819	UOZU	09/16/1974	Active	44	10	11	-1	-2.22%	45	34	0			P,S,T,M,VP SC	15		\$8,146.62
25236	WAJIMA	09/28/1969	Active	46	0	1	-1	-2.13%	47	21	0		None	P,S,T,M,VP SC	19		
25181	WAKASA	12/05/1972	Active	41	3	0	3	7.89%	38		5			P,S,T,M,VP SC	16		\$5,501.25
25235	WAKASA NISHI	04/18/1965	Active	14	2	4	-2	-12.50%	16	21	0			P,S,T,M,VP SC	16		\$288.70
25238	YATSUO FUCHU L C	04/28/1968	Active	25	0	2	-2	-7.41%	27	13	10			P,S,T,M,VP SC	7		\$200.01

Clubs Cancelled Previous Fiscal Year – Clubs Cancelled within last 12 months may be reinstated

Club Number	Club Name	Charter Date	Current Status*	Cancellation Date
25201	OYAMA	08/09/1971	Cancelled(6*)	06/29/2024
98121	TAKAOKA FLOWER	12/07/2006	Cancelled(6*)	06/29/2024

Current Total Clubs Count	YTD New Clubs Count	YTD Cancelled Clubs Count	YTD Net Club Gain	Current Total Members Count	YTD YTD Add Drop	YTD Net Growth	YTD Net Growth %	Member Count 12 Months Ago	Average Member Count Per Club	% of Clubs with less than 20 members	% No MMR in 3 Months	% No Officer Report in 12 Months	% of Clubs with balance 90+ days	Number of Clubs in Status Quo	% Status Quo Clubs in Financial Suspension	Number of Cancelled Clubs	Average Cancelled Club Age	Members Lost Due to Cancellation	% of Clubs Cancelled for Non-Financial Reasons
89	0	1	-1	4,180	286 330	-44	-1.04%	4,225	47	11%	10%	1%	4%	0	0%	1	88	14	100%



Club Health Assessment for District 334 D through June 2025

			Status	Membership							Reports					Finance	LCIF
Club Number	Club Name	Charter Date		Current Member Count	YTD Members Added	YTD Members Dropped	YTD Net Growth	YTD Net Growth%	Member Count 12 Months Ago	Avg. length of service for dropped members	Months Since Last MMR ***	Yrs. Since Last Officer Report	President Rotation	Vice President Reported ****	Months Since Last Activity Report ***	Account Balance	Donations for current Fiscal Year
			Number of times on status quo within last two years	If below 15 members appears				If net loss is greater than 20% appears			If no report in 3 months appears in	When more than one year appears in	Number of repeat terms	Notes the officers that do not have an active	If no report at 12 months appears in red		

* - P - Priority Club. Cancellation Reasons: 1-Objectives/conduct, 2-Non-active club, 5-Non-existing club, 6-Disbanding, 7-Merger, 8-Financial Suspension, 9-District/Multiple District Dues.
** - Abbreviation: P-President, S-Secretary, T-Treasurer, M-Member Chairperson, VP-First Vice President, MC-Communications Chairperson, SC-Service Chairperson
*** - Abbreviation: N/R - Never reported using the Lions Clubs website, N/A - Not applicable, No password registered for the Lions Clubs website.
**** - Abbreviation: N - New, IP - Immediate Past, R - Repeat.



Club Health Assessment for District 334 E through June 2025

			Status	Membership							Reports					Finance		LCIF
Club Number	Club Name	Charter Date		Current Member Count	YTD Members Added	YTD Members Dropped	YTD Net Growth	YTD Net Growth%	Member Count 12 Months Ago	Avg. length of service for dropped members	Months Since Last MMR ***	Yrs. Since Last Officer Report	President Rotation	Vice President Reported ****	Months Since Last Activity Report ***	Account Balance	Donations for current Fiscal Year	
			Number of times on status quo within last two years	If below 15 members appears				If net loss is greater than 20% appears			If no report in 3 months appears in	When more than one year appears in	Number of repeat terms	Notes the officers that do not have an active	If no report at 12 months red			
Clubs less than two years old																		
157642	Nagano Smile	03/11/2024	Active	30	3	4	-1	-3.23%	31	1	0		2	P,S,T,M,VP SC	7		\$3,460.65	
Clubs more than two years old																		
24666	AZUMINO	11/11/1962	Active	28	3	0	3	12.00%	25		1		2	P,S,T,M,VP SC	6		\$1,784.74	
Exc Award (06/30/2017)																		
24668	CHINO	09/03/1962	Active	69	15	4	11	18.97%	58	23	0			P,S,T,M,VP SC	3		\$8,105.21	
29890	HAKUBA	10/17/1974	Active	20	3	4	-1	-4.76%	21	28	8			P,S,T,M,VP SC	7		\$1,448.82	
Exc Award (06/30/2016, 06/30/2017, 06/30/2018)																		
45036	HOTAKA	05/16/1985	Active	23	4	1	3	15.00%	20	0	0		3	P,S,T,M,VP SC	7		\$1,000.00	
24692	IIDA	09/15/1961	Active	39	1	1	0	0.00%	39	7	0			P,S,T,M,VP SC	1		\$5,649.79	
Exc Award (06/30/2016, 06/30/2017, 06/30/2018)																		
51810	IIDA AKAISHI	06/17/1991	Active	58	2	5	-3	-4.92%	61	25	0			P,S,T,M,VP SC	7		\$7,484.12	
Exc Award (06/30/2018, 06/30/2023)																		
33290	IIDA OSAHIME	01/31/1977	Active	67	3	1	2	3.08%	65	24	1			P,S,T,M,VP SC	5		\$13,999.32	
Exc Award (06/30/2018, 06/30/2019, 06/30/2020)																		
24686	INA	05/02/1963	Active	46	2	3	-1	-2.13%	48	30	0			P,S,T,M,VP SC	0		\$6,571.81	
Exc Award (06/30/2016)																		
24699	KARUIZAWA	03/22/1972	Active	35	5	4	1	2.94%	34	27	1			P,S,T,M,VP SC	10		\$7,951.40	
Exc Award (06/30/2018, 06/30/2022, 06/30/2023)																		
24706	KOMAGANE	10/01/1963	Active	71	3	8	-5	-6.58%	76	17	0			P,S,T,M,VP SC	7		\$8,178.99	
Exc Award (06/30/2018, 06/30/2019)																		
24711	KOMORO	09/22/1968	Active	32	0	3	-3	-8.57%	35	7	0			P,S,T,M,VP SC	5		\$3,500.01	
24705	KOSHOKU	09/13/1966	Active	16	1	5	-4	-20.00%	20	10	5			P,S,T,M,VP SC	1		\$1,600.00	
Exc Award (06/30/2016)																		
24712	MARUKO	12/14/1962	Active	45	1	4	-3	-6.25%	48	13	0			P,S,T,M,VP SC	24+		\$5,658.88	
Exc Award (06/30/2017, 06/30/2018)																		
24713	MATSUMOTO	08/10/1962	Active	72	4	6	-2	-2.70%	74	20	0			P,S,T,M,VP SC	1		\$14,248.49	
Exc Award (06/30/2016, 06/30/2017)																		



Club Health Assessment for District 334 E through June 2025

			Status	Membership							Reports					Finance		LCIF
Club Number	Club Name	Charter Date		Current Member Count	YTD Members Added	YTD Members Dropped	YTD Net Growth	YTD Net Growth%	Member Count 12 Months Ago	Avg. length of service for dropped members	Months Since Last MMR ***	Yrs. Since Last Officer Report	President Rotation	Vice President Reported ****	Months Since Last Activity Report ***	Account Balance	Donations for current Fiscal Year	
			Number of times on status quo within last two years	If below 15 members appears				If net loss is greater than 20% appears			If no report in 3 months appears in	When more than one year appears in	Number of repeat terms	Notes the officers that do not have an active	If no report at 12 months appears in red			
24715	MATSUMOTO ALPS	03/18/1965	Active	49	9	2	7	16.67%	42	17	0			P,S,T,M,VP SC	2		\$7,241.11	
	Exc Award (06/30/2017, 06/30/2018, 06/30/2021)																	
24714	MATSUMOTO CHUO	06/10/1969	Active	40	3	4	-1	-2.44%	41	9	0			P,S,T,M,VP SC	1		\$1,456.01	
	Exc Award (06/30/2016, 06/30/2021, 06/30/2024)																	
24716	MATSUMOTO FUKASHI	02/15/1964	Active	39	4	6	-2	-4.88%	41	22	-1			P,S,T,M,VP SC	3		\$8,344.29	
	Exc Award (06/30/2023)																	
30620	MOCHIZUKI	04/14/1975	Active	13	1	1	0	0.00%	13	0	5		3	P,S,T,M,VP SC	1		\$797.63	
	Exc Award (06/30/2016, 06/30/2018)																	
24724	NAGANO	03/22/1962	Active	62	6	8	-2	-3.13%	64	19	0			P,S,T,M,VP SC	1		\$9,346.20	
	Exc Award (06/30/2016)																	
33068	NAGANO CHIKUMA	11/22/1976	Active	35	0	7	-7	-16.67%	42	18	0			P,S,T,M,VP SC	1		\$907.68	
	Exc Award (06/30/2016)																	
24725	NAGANO CHUO	04/22/1965	Active	70	7	5	2	2.94%	68	18	0			P,S,T,M,VP SC	4		\$14,957.28	
122503	Nagano Green City	06/16/2014	Active	64	4	5	-1	-1.54%	65	9	-1			P,S,T,M,VP SC	1		\$4,394.02	
	Exc Award (06/30/2016, 06/30/2017, 06/30/2021)																	
24726	NAGANO MATSUSHIRO	11/23/1966	Active	34	6	5	1	3.03%	33	19	0			P,S,T,M,VP SC	1		\$2,539.59	
	Exc Award (06/30/2017, 06/30/2024)																	
37651	NAGANO MISUZU	10/30/1979	Active	110	8	10	-2	-1.79%	112	9	0			P,S,T,M,VP SC	0		\$37,449.23	
	Exc Award (06/30/2017, 06/30/2018, 06/30/2021)																	
43575	NAGANO RINDO	02/02/1984	Active	39	1	2	-1	-2.50%	40	6	0			P,S,T,M,VP SC	1		\$4,462.77	
	Exc Award (06/30/2018, 06/30/2021, 06/30/2024)																	
24727	NAGANO SHINONOI	07/29/1967	Active	47	5	4	1	2.17%	46	22	0			P,S,T,M,VP SC	7		\$3,788.24	
	Exc Award (06/30/2016, 06/30/2018)																	
29165	NAGANO SHIRAKABA	04/09/1974	Active	63	5	4	1	1.61%	62	23	0			P,S,T,M,VP SC	0		\$5,044.49	
	Exc Award (06/30/2021, 06/30/2023)																	
24800	NAGANO YAMANOUCI YUKEMURI	06/16/1965	Active	21	0	1	-1	-4.55%	22	1	6			P,S,T,M,VP SC	8		\$2,556.85	
24746	NAKANO	10/10/1963	Active	30	1	3	-2	-6.25%	32	16	1			P,S,T,M,VP SC	3		\$1,359.48	
	Exc Award (06/30/2016)																	




Club Health Assessment for District 334 E through June 2025

			Status	Membership							Reports					Finance		LCIF
Club Number	Club Name	Charter Date		Current Member Count	YTD Members Added	YTD Members Dropped	YTD Net Growth	YTD Net Growth%	Member Count 12 Months Ago	Avg. length of service for dropped members	Months Since Last MMR ***	Yrs. Since Last Officer Report	President Rotation	Vice President Reported ****	Months Since Last Activity Report ***	Account Balance	Donations for current Fiscal Year	
			Number of times on status quo within last two years	If below 15 members appears					If net loss is greater than 20% appears	If no report in 3 months appears in			When more than one year appears in	Number of repeat terms	Notes the officers that do not have an active	If no report at 12 months red		
24752	OBUSE	03/29/1973	Active	10	2	1	1	11.11%	9	11	0		8	P,S,T,M,VP SC	0		\$541.85	
Exc Award (06/30/2016)																		
24754	OKAYA	06/28/1962	Active	125	13	3	10	8.70%	115	20	0			P,S,T,M,VP SC	0		\$57,288.83	
Exc Award (06/30/2020, 06/30/2022, 06/30/2024)																		
24756	OMACHI	01/17/1964	Active	17	3	2	1	6.25%	16	6	5			P,S,T,M,VP SC	3		\$1,155.35	
34911	SAKAKI	12/27/1977	Active	23	4	1	3	15.00%	20	1	2		2	P,S,T,M,VP SC	1		\$3,103.64	
24762	SAKU	06/16/1965	Active	89	10	12	-2	-2.20%	91	11	0			P,S,T,M,VP SC	2		\$7,760.35	
Exc Award (06/30/2016, 06/30/2018, 06/30/2020)																		
24773	SHIMOSUWA	09/10/1973	Active	36	2	4	-2	-5.26%	38	17	0			P,S,T,M,VP SC	2		\$2,517.12	
Exc Award (06/30/2017, 06/30/2019)																		
38530	SHIOJIRI KIKYO	05/05/1980	Active	50	2	0	2	4.17%	48		2			P,S,T,M,VP SC	1		\$6,263.54	
Exc Award (06/30/2017, 06/30/2018, 06/30/2020)																		
24779	SUWAKO	01/20/1960	Active	109	6	11	-5	-4.39%	114	13	0			P,S,T,M,VP SC	0		\$10,157.24	
24780	SUZAKA	06/20/1963	Active	12	2	2	0	0.00%	12	17	5			P,S,T,M,VP SC	9		\$1,177.07	
Exc Award (06/30/2016)																		
37302	TAKASE L C	06/12/1979	Active	24	0	2	-2	-7.69%	26	29	6			P,S,T,M,VP SC	6		\$1,929.09	
Exc Award (06/30/2017)																		
24782	TATSUNO	12/26/1973	Active	25	0	1	-1	-3.85%	26	11	0			P,S,T,M,VP SC	1		\$835.50	
Exc Award (06/30/2016)																		
40832	TOGURA KAMIYAMADA	01/27/1982	Active	31	2	3	-1	-3.13%	32	14	0			P,S,T,M,VP SC	4		\$1,713.49	
Exc Award (06/30/2016, 06/30/2017)																		
28205	TOMI	03/25/1974	Active	40	3	0	3	8.11%	37		0			P,S,T,M,VP SC	5		\$4,810.88	
Exc Award (06/30/2016, 06/30/2017, 06/30/2020)																		
24797	UEDA	02/16/1964	Active	18	1	3	-2	-10.00%	20	12	0		2	P,S,T,M,VP SC	18		\$200.00	
Exc Award (06/30/2016, 06/30/2018)																		
32034	UEDA JONAN	04/06/1976	Active	67	1	8	-7	-9.46%	74	7	0			P,S,T,M,VP SC	6		\$12,650.77	
Exc Award (06/30/2016, 06/30/2017, 06/30/2020)																		
30527	USUDA	04/08/1975	Active	22	1	0	1	4.76%	21		6		2	P,S,T,M,VP SC	7		\$3,081.46	



Club Health Assessment for District 334 E through June 2025

			Status	Membership							Reports				Finance	LCIF	
Club Number	Club Name	Charter Date		Current Member Count	YTD Members Added	YTD Members Dropped	YTD Net Growth	YTD Net Growth%	Member Count 12 Months Ago	Avg. length of service for dropped members	Months Since Last MMR ***	Yrs. Since Last Officer Report	President Rotation	Vice President Reported ****	Months Since Last Activity Report ***	Account Balance	Donations for current Fiscal Year
			Number of times on status quo within last two years	If below 15 members appears			If net loss is greater than 20% appears				If no report in 3 months appears in	When more than one year appears in	Number of repeat terms	Notes the officers that do not have an active	If no report at 12 months appears in red		

Clubs Cancelled Previous Fiscal Year – Clubs Cancelled within last 12 months may be reinstated

Club Number	Club Name	Charter Date	Current Status*	Cancellation Date
48408	SHINSHU SHINMACHI	04/01/1988	Cancelled(6*)	06/29/2024
24778	SHIOJIRI	04/08/1964	Cancelled(6*)	06/29/2024

Current Total Clubs Count	YTD New Clubs Count	YTD Cancelled Clubs Count	YTD Net Club Gain	Current Total Members Count	YTD Add	YTD Drop	YTD Net Growth	YTD Net Growth %	Member Count 12 Months Ago	Average Member Count Per Club	% of Clubs with less than 20 members	% No MMR in 3 Months	% No Officer Report in 12 Months	% of Clubs with balance 90+ days	Number of Clubs in Status Quo	% Status Quo Clubs in Financial Suspension	Number of Cancelled Clubs	Average Cancelled Club Age	Members Lost Due to Cancellation	% of Clubs Cancelled for Non-Financial Reasons
46	0	0	0	2,065	162	173	-11	-0.53%	2,077	45	13%	17%	0%	0%	0	0%	0	0	0	0%

* - P - Priority Club. Cancellation Reasons: 1-Objectives/conduct, 2-Non-active club, 5-Non-existing club, 6-Disbanding, 7-Merger, 8-Financial Suspension, 9-District/Multiple District Dues.

** - Abbreviation: P-President, S-Secretary, T-Treasurer, M-Member Chairperson, VP-First Vice President, MC-Communications Chairperson, SC-Service Chairperson

*** - Abbreviation: N/R - Never reported using the Lions Clubs website, N/A - Not applicable, No password registered for the Lions Clubs website.

**** - Abbreviation: N - New, IP - Immediate Past, R - Repeat.